

S&P 100 INDEX

ISIN: **US78380F1021** WKN: -

Übersicht

23.04.2024 21:46:04

Kurs

2.401,45 USD

Differenz ▲ 1,30% (30,84)

Stammdaten

ISIN	US78380F1021
Symbol	OEX
Land	USA
Anzahl der enthaltenen Werte im Index	100
Index-Typ	-
Wertpapierkategorie	Index

Top 5

Name	Kurs	+ - (%)	Trend
GE AEROSPA...	163,18	+8,65	▲
DANAHER CO...	252,84	+7,10	▲
GENERAL MO...	45,4001	+5,07	▲
THERMO FIS...	574,895	+4,84	▲
NETFLIX IN...	578,48	+4,31	▲

Intraday 1W 1M 6M 1J 3J

Flop 5

Name	Kurs	+ - (%)	Trend
PEPSICO IN...	171,72	-2,69	▼
WALMART IN...	59,01	-1,88	▼
CVS HEALTH...	68,655	-1,40	▼
UNITEDHEAL...	485,96	-1,08	▼
BOEING CO...	169,13	-0,79	↔

Intraday 1W 1M 6M 1J 3J



Die Wertentwicklung der Vergangenheit lässt keine verlässlichen Rückschlüsse auf die zukünftige Entwicklung eines Finanzinstruments zu.

Quelle: FactSet

Aktuellstes Research

Märkte			
Datum		Überschrift	Download
19.04.2024		Week Ahead	Download
19.04.2024		Wochenausblick	Download
12.04.2024		Wochenausblick	Download
12.04.2024		Week Ahead	Download
08.04.2024		Erste Group Research	



**Nähere Infos zu den Ländern &
Regionen**

➤ Märkte nach Region

Details

23.04.2024 21:46:04

Kurs

2.401,45 USDDifferenz  1,30% (30,84)

Stammdaten

ISIN	US78380F1021
Symbol	OEX
Land	USA
Wertpapierkategorie	Index
Anzahl der enthaltenen Werte im Index	100

Marktdaten

Eröffnung	2.381,22 USD
Hoch	2.403,83 USD
Tief	2.380,15 USD
Schluss Vortag	2.370,61 USD
Volumen (Mio.)	825.156.730
Volumen (Stück)	1.978.250.282.847

Performance und Risiko

	6M	1J	3J
Perf (%)	+19,08%	+25,54%	+26,18%
Perf (abs.)	+379,84	+482,31	+491,91
Beta	-	-	-
Volatilität	12,45	12,65	18,09



5J































Die Wertentwicklung der Vergangenheit lässt keine verlässlichen Rückschlüsse auf die zukünftige Entwicklung eines Finanzinstruments zu.

Quelle: FactSet

Kursdaten

















Ø Kurs 5 Tage Ø Volumen 5 Tage (Stk.)	2.375,86 USD (1.176.662.823)
Ø Kurs 30 Tage Ø Volumen 30 Tage (Stk.)	2.441,30 USD (1.137.109.837)
Ø Kurs 100 Tage Ø Volumen 100 Tage (Stk.)	2.342,60 USD (1.152.271.300)
Ø Kurs 250 Tage Ø Volumen 250 Tage	2.166,96 USD (1.155.672.386)
Hoch seit 1.1. Datum	2.492,14 USD (21.03.2024)
Tief seit 1.1. Datum	2.196,91 USD (05.01.2024)
52 Wochen Hoch Datum	2.492,14 USD (21.03.2024)
52 Wochen Tief Datum	1.855,77 USD (26.04.2023)

Enthaltene Werte





















Name  ISIN	Kurs	Diff %  Diff /-	Performance 	Datum Zeit	Gehandelte Stück  Umsatz Geld 
3M COMPANY US88579Y1010	93,035	0,45% 0,42		23.04.24 21:46:05	2.507.516 234.117.536,13
ABBOTT LABORATORIES US0028241000	107,51	0,41% 0,44		23.04.24 21:46:02	2.498.297 269.021.493,51
ABBVIE INC. US00287Y1091	169,49	0,95% 1,60		23.04.24 21:46:03	2.839.722 481.674.608,78
ACCENTURE PLC IE00B4BNMY34	316,74	-0,21% -0,68		23.04.24 21:45:59	1.298.156 412.682.650,99
ADOBE INC. US00724F1012	472,99	1,31% 6,10		23.04.24 21:45:58	1.455.719 685.913.322,64
ADVANCED MICRO DEVICES IN... US0079031078	152,3806	2,52% 3,74		23.04.24 21:46:05	40.198.387 6.127.671.489,93
ALPHABET INC. CLASS C US02079K1079	159,8979	1,23% 1,95		23.04.24 21:46:05	11.323.758 1.808.129.259,79
ALTRIA GROUP INC. US02209S1033	42,91	0,80% 0,34		23.04.24 21:46:03	8.037.481 344.564.496,43
AMAZON.COM INC. US0231351067	179,61	1,34% 2,38		23.04.24 21:46:05	27.518.396 4.903.035.726,47
AMERICAN EXPRESS CO US0258161092	238,47	2,35% 5,47		23.04.24 21:46:03	3.095.915 735.185.972,12
AMERICAN INTERNATIONAL GR... US0268747849	74,75	-0,28% -0,21		23.04.24 21:46:05	2.032.878 152.642.980,48
AMERICAN TOWER CORP US03027X1000	174,28	1,15% 1,98		23.04.24 21:46:05	2.020.354 352.346.599,74
AMGEN INC. US0311621009	273,595	0,62% 1,69		23.04.24 21:46:04	1.603.231 438.641.552,14
APPLE INC US0378331005	166,92	0,65% 1,08		23.04.24 21:46:05	33.146.598 5.513.651.581,99
AT&T INC. US00206R1023	16,48	1,04% 0,17		23.04.24 21:46:05	32.896.596 541.098.545,49
BANK OF AMERICA CORP. US0605051046	38,24	1,35% 0,51		23.04.24 21:46:03	31.893.203 1.219.650.392,20
BANK OF NEW YORK MELLON C... US0640581007	57,38	0,38% 0,22		23.04.24 21:46:05	1.915.894 110.056.052,12
BERKSHIRE HATHAWAY INC. C... US0846707026	407,63	-0,28% -1,15		23.04.24 21:46:05	1.602.238 654.232.709,47
BLACKROCK INC. US09247X1019	766,95	0,90% 6,84		23.04.24 21:45:44	300.056 229.954.529,23
BOEING CO., THE US0970231058	169,13	-0,79% -1,35		23.04.24 21:46:05	5.967.992 1.010.447.742,52
BOOKING HOLDINGS INC. US09857L1089	3.535,33	2,09% 72,33		23.04.24 21:44:50	101.463 357.062.012,94
BRISTOL-MYERS SQUIBB CO. US1101221083	49,03	-0,22% -0,11		23.04.24 21:46:03	5.878.621 289.305.031,05
BROADCOM INC. US11135F1012	1.253,605	2,38% 29,15		23.04.24 21:46:00	1.407.110 1.754.144.909,55
CAPITAL ONE FINANCIAL COR... US14040H1059	148,365	0,76% 1,12		23.04.24 21:46:05	1.580.081 234.860.855,42
CATERPILLAR INC US1491231015	363,81	1,73% 6,20		23.04.24 21:46:05	1.339.383 486.322.082,91

CHARLES SCHWAB CORP. US8085131055	74,96	0,94% 0,70		23.04.24 21:46:04	6.645.459 497.587.871,69
CHARTER COMMUNICATIONS IN... US16119P1084	266,85	0,67% 1,77		23.04.24 21:46:00	669.687 180.184.854,89
CHEVRON CORPORATION US1667641005	162,4505	0,33% 0,53		23.04.24 21:46:03	3.324.348 537.949.296,11
CISCO SYSTEMS INC US17275R1023	48,365	0,47% 0,23		23.04.24 21:46:03	9.056.054 437.643.380,73
CITIGROUP INC US1729674242	62,505	2,55% 1,56		23.04.24 21:46:05	11.385.968 708.567.301,66
COCA-COLA CO US1912161007	60,59	0,07% 0,04		23.04.24 21:46:05	10.358.840 625.711.854,59
COLGATE-PALMOLIVE CO US1941621039	88,765	0,49% 0,44		23.04.24 21:46:05	2.528.833 224.615.055,17
COMCAST CORP. CLASS A US20030N1019	40,4458	-0,31% -0,12		23.04.24 21:46:05	9.978.832 405.426.363,36
CONOCOPHILLIPS US20825C1045	129,76	0,33% 0,43		23.04.24 21:45:59	2.336.240 302.122.523,48
COSTCO WHOLESALE CORP US22160K1051	722,73	1,02% 7,27		23.04.24 21:45:57	775.647 559.387.276,54
CVS HEALTH CORPORATION US1266501006	68,655	-1,40% -0,98		23.04.24 21:46:05	5.798.971 401.444.896,55
DANAHER CORP. US2358511028	252,88	7,12% 16,80		23.04.24 21:46:05	4.984.182 1.258.796.190,58
DEERE & CO US2441991054	398,49	-0,28% -1,12		23.04.24 21:46:02	834.561 334.427.243,95
DOW INC. US2605571031	56,805	-0,32% -0,19		23.04.24 21:46:03	1.859.379 105.706.780,80
DUKE ENERGY CORP US26441C2044	98,01	-0,11% -0,11		23.04.24 21:46:01	1.460.409 143.745.298,96
ELI LILLY AND COMPANY US5324571083	744,88	1,85% 13,55		23.04.24 21:46:01	1.180.656 874.811.990,52
EMERSON ELECTRIC CO. US2910111044	109,99	1,25% 1,36		23.04.24 21:46:02	974.492 107.025.820,09
EXXON MOBIL CORPORATION US30231G1022	120,92	0,30% 0,36		23.04.24 21:46:05	9.843.209 1.185.560.086,60
FEDEX CORP US31428X1063	271,91	0,65% 1,76		23.04.24 21:46:01	758.972 206.681.642,13
FORD MOTOR COMPANY US3453708600	12,94	0,47% 0,06		23.04.24 21:46:05	52.235.089 675.548.305,77
GE AEROSPACE US3696043013	163,19	8,66% 13,00		23.04.24 21:46:05	15.124.250 2.406.782.121,75
GENERAL DYNAMICS CORPORAT... US3695501086	292,4896	0,40% 1,18		23.04.24 21:45:58	647.789 190.009.092,64
GENERAL MOTORS CORP US37045V1008	45,405	5,08% 2,19		23.04.24 21:46:05	24.167.901 1.093.750.865,52
GILEAD SCIENCES INC. US3755581036	67,22	0,40% 0,27		23.04.24 21:46:03	3.041.397 204.719.327,33
GOLDMAN SACHS GROUP INC US38141G1040	423,69	1,52% 6,34		23.04.24 21:46:00	2.133.886 899.767.956,13
HOME DEPOT INC., THE US4370761029	339,175	0,91% 3,07		23.04.24 21:46:05	2.186.232 740.138.176,77
HONEYWELL INTERNATIONAL I... US4385161066	195,91	0,17% 0,33		23.04.24 21:46:05	1.306.981 256.781.480,43
INTEL CORP.	34,315	-0,28%		23.04.24	26.915.793

S&P 100 INDEX

US4581401001		-0,10		21:46:05	926.259.840,10
INTERNATIONAL BUS MACHINE... US4592001014	182,83	0,51% 0,93		23.04.24 21:46:05	4.692.089 857.556.925,57
INTUIT INC. US4612021034	632,30	3,69% 22,53		23.04.24 21:45:58	975.059 613.310.117,37
JOHNSON & JOHNSON US4781601046	149,86	0,50% 0,74		23.04.24 21:46:05	6.037.047 903.072.404,18
JPMORGAN CHASE & CO US46625H1005	191,645	1,18% 2,24		23.04.24 21:46:05	6.151.659 1.178.293.132,70
KRAFT HEINZ CO. US5007541064	38,065	-0,22% -0,09		23.04.24 21:46:04	3.560.730 135.801.857,99
LINDE PLC IE000S9YS762	445,335	-0,37% -1,64		23.04.24 21:45:58	773.817 345.061.919,40
LOCKHEED MARTIN CORP US5398301094	460,02	-0,28% -1,31		23.04.24 21:46:02	1.433.599 663.990.530,59
LOWES COMPANIES INC. US5486611073	233,69	1,55% 3,56		23.04.24 21:46:04	1.025.737 238.933.215,76
MASTERCARD INC. CLASS A US57636Q1040	462,16	1,18% 5,41		23.04.24 21:46:04	1.362.489 628.323.329,45
MCDONALD'S CORPORATION CO... US5801351017	277,105	0,55% 1,53		23.04.24 21:45:59	2.274.735 628.417.923,45
MEDTRONIC PLC IE00BTN1Y115	81,135	0,70% 0,56		23.04.24 21:46:05	3.544.792 287.109.408,02
MERCK & CO. INC. US58933Y1055	126,885	-0,04% -0,06		23.04.24 21:46:02	4.284.045 544.828.194,07
META PLATFORMS INC. CLASS... US30303M1027	496,29	3,02% 14,56		23.04.24 21:46:05	12.393.044 6.120.426.689,69
METLIFE INC. US59156R1086	72,15	0,26% 0,19		23.04.24 21:46:05	1.346.606 97.282.841,30
MICROSOFT CORP. US5949181045	407,30	1,58% 6,34		23.04.24 21:46:05	9.757.002 3.965.901.076,53
MONDELEZ INTERNATIONAL IN... US6092071058	70,605	1,72% 1,20		23.04.24 21:46:03	9.337.745 655.715.042,70
MORGAN STANLEY US6174464486	93,73	1,78% 1,64		23.04.24 21:46:05	4.042.487 377.478.639,81
NETFLIX INC US64110L1061	578,69	4,34% 24,09		23.04.24 21:46:05	3.895.764 2.223.002.177,36
NEXTERA ENERGY INC. US65339F1012	66,085	1,19% 0,78		23.04.24 21:46:05	11.473.495 763.543.366,49
NIKE INC. 'B' US6541061031	94,18	-0,01% -0,01		23.04.24 21:46:05	4.753.354 448.746.045,07
NVIDIA CORP. US67066G1040	824,48	3,68% 29,30		23.04.24 21:46:05	39.510.823 32.341.240.877,58
ORACLE CORP US68389X1054	114,98	0,39% 0,45		23.04.24 21:46:04	3.674.727 423.298.199,21
PAYPAL HOLDINGS INC. US70450Y1038	64,46	2,01% 1,27		23.04.24 21:46:04	6.632.720 426.335.175,46
PEPSICO INC. US7134481081	171,72	-2,69% -4,74		23.04.24 21:46:05	6.352.015 1.094.820.566,97
PFIZER INC US7170811035	26,325	0,25% 0,07		23.04.24 21:46:05	17.415.219 458.281.653,18
PHILIP MORRIS INTERNATION... US7181721090	97,24	3,38% 3,18		23.04.24 21:46:03	8.634.357 833.113.891,64
PROCTER & GAMBLE CO US7427181091	161,53	0,62% 0,99		23.04.24 21:46:05	4.443.651 716.940.152,19

S&P 100 INDEX

QUALCOMM INC. US7475251036	161,4831	0,81% 1,30		23.04.24 21:46:05	3.962.059 638.889.115,01
RAYTHEON TECHNOLOGIES COR... US75513E1010	101,345	-0,21% -0,22		23.04.24 21:46:05	6.927.402 705.535.190,76
SALESFORCE INC. US79466L3024	276,21	0,88% 2,40		23.04.24 21:45:59	5.239.947 1.431.943.669,31
SIMON PROPERTY GROUP INC. US8288061091	143,61	0,84% 1,20		23.04.24 21:46:04	452.496 65.122.605,33
SOUTHERN CO. US8425871071	73,195	0,29% 0,22		23.04.24 21:46:01	4.316.044 316.748.340,38
STARBUCKS CORP US8552441094	87,92	-0,29% -0,26		23.04.24 21:46:02	4.164.694 366.165.192,26
T-MOBILE US INC. US8725901040	163,26	0,55% 0,90		23.04.24 21:46:03	2.509.363 409.992.220,64
TARGET CORP US87612E1064	166,30	-0,48% -0,81		23.04.24 21:46:05	1.163.127 193.827.077,33
TESLA INC. US88160R1014	144,88	1,99% 2,83		23.04.24 21:46:05	88.345.784 12.796.873.889,10
TEXAS INSTRUMENTS INC US8825081040	165,97	1,55% 2,54		23.04.24 21:46:05	3.645.416 604.282.754,51
THERMO FISHER SCIENTIFIC ... US8835561023	574,895	4,84% 26,52		23.04.24 21:45:55	1.904.616 1.087.312.941,99
U.S. BANCORP US9029733048	40,855	-0,48% -0,20		23.04.24 21:46:05	5.193.671 213.455.179,27
UNION PACIFIC CORP US9078181081	236,26	0,76% 1,79		23.04.24 21:45:53	1.424.592 336.577.116,88
UNITED PARCEL SERVICE INC... US9113121068	148,60	2,23% 3,24		23.04.24 21:46:05	4.873.123 720.641.761,73
UNITEDHEALTH GROUP INC. US91324P1021	485,96	-1,07% -5,27		23.04.24 21:46:05	2.618.100 1.279.837.350,38
VERIZON COMMUNICATIONS IN... US92343V1044	39,765	3,02% 1,17		23.04.24 21:46:05	18.293.555 725.911.806,49
VISA INC. US92826C8394	274,58	0,83% 2,25		23.04.24 21:46:05	4.100.552 1.122.920.018,00
WALMART INC. US9311421039	59,01	-1,88% -1,13		23.04.24 21:46:04	12.813.955 756.906.826,29
WALT DISNEY COMPANY (THE) US2546871060	113,77	1,59% 1,78		23.04.24 21:46:05	4.916.609 558.105.068,10
WELLS FARGO & COMPANY US9497461015	60,865	-0,38% -0,24		23.04.24 21:46:05	16.045.788 983.070.079,65