

S&P 100 INDEX

ISIN: **US78380F1021** WKN: -

Overview

2024/04/23 19:58:42	
Price	2,402.58 USD
Difference	▲ 1.35% (31.97)
General attributes	
ISIN	US78380F1021
Symbol	OEX
Country	USA
Instruments in index	100
Type of index	-
Security type	Index
Market data	
Open	2,381.22 USD
High	2,403.10 USD
Low	2,380.15 USD
Close (prev. day)	2,370.61 USD
Trading volume (m)	629,051,651
Volume (pcs)	1,506,307,204,492



Information about previous performance does not guarantee future performance.
Source: FactSet

Top 5

Name	Price	+ - (%)	Trend
DANAHER CO...	253.38	+7.33	▲
GE AEROSPA...	160.415	+6.81	▲
GENERAL MO...	45.41	+5.09	▲
THERMO FIS...	575.275	+4.90	▲
NETFLIX IN...	576.17	+3.89	▲

Intraday 1w 1m 6m 1y 3y

Recent research

on market			
Date		Headline	Download
2024/04/19		Week Ahead	
2024/04/19		Wochenausblick	
2024/04/12		Wochenausblick	
2024/04/12		Week Ahead	
2024/04/08		Erste Group Research	

Flop 5

Name	Price	+ - (%)	Trend
PEPSICO IN...	172.43	-2.28	▼
WALMART IN...	58.99	-1.91	▼
BOEING CO...	168.56	-1.13	▼
CVS HEALTH...	68.9101	-1.03	▼

UNITEDHEAL... 487.52 -0.76 

Intraday 1w 1m 6m 1y 3y

Futures and Options

Related Futures -

Related Options -

Details

2024/04/23 19:58:42

Price

2,402.58 USDDifference  1.35% (31.97)

General attributes

ISIN US78380F1021

Symbol OEX

Country USA

Security type Index

Instruments in index 100

Market data

Open 2,381.22 USD

High 2,403.10 USD

Low 2,380.15 USD

Close (prev. day) 2,370.61 USD

Trading volume (m) 629,051,651

Volume (pcs) 1,506,307,204,492

Performance and Risk

	6m	1y	3y
Perf (%)	+19.08%	+25.54%	+26.18%
Perf (abs.)	+379.84	+482.31	+491.91
Beta	-	-	-
Volatility	12.45	12.65	18.09

5y

































Information about previous performance does not guarantee future performance.

Source: FactSet

Price data








Ø price 5 days Ø volume 5 days (pcs.)	2,375.86 USD (1,176,662,823)
Ø price 30 days Ø volume 30 days (pcs.)	2,441.30 USD (1,137,109,837)
Ø price 100 days Ø volume 100 days (pcs.)	2,342.60 USD (1,152,271,300)
Ø price 250 days Ø volume 250 days (pcs.)	2,166.96 USD (1,155,672,386)
YTD High date	2,492.14 USD (2024/03/21)
YTD Low date	2,196.91 USD (2024/01/05)
52 Weeks High date	2,492.14 USD (2024/03/21)
52 Weeks Low date	1,855.77 USD (2023/04/26)

Composition





















Name  ISIN	Price	Diff %  Diff +/-	Performance 	Date Time	Turnover Pc.  Turnover Money 
3M COMPANY US88579Y1010	93.21	0.64% 0.59		24/04/23 19:58:36	1,990,412 185,952,619.00
ABBOTT LABORATORIES US0028241000	107.98	0.85% 0.91		24/04/23 19:58:34	1,642,300 176,857,848.59
ABBVIE INC. US00287Y1091	170.07	1.30% 2.18		24/04/23 19:58:32	1,996,185 338,787,263.90
ACCENTURE PLC IE00B4BNMY34	317.895	0.15% 0.48		24/04/23 19:58:12	923,916 294,017,245.19
ADOBE INC. US00724F1012	472.81	1.27% 5.92		24/04/23 19:58:37	1,051,624 494,533,610.36
ADVANCED MICRO DEVICES IN... US0079031078	153.20	3.07% 4.56		24/04/23 19:58:43	33,214,018 5,058,855,620.81
ALPHABET INC. CLASS C US02079K1079	160.22	1.44% 2.27		24/04/23 19:58:42	8,824,746 1,408,581,657.17
ALTRIA GROUP INC. US02209S1033	42.8598	0.68% 0.29		24/04/23 19:58:42	6,262,452 268,398,897.50
AMAZON.COM INC. US0231351067	179.235	1.13% 2.01		24/04/23 19:58:43	21,801,785 3,876,432,899.79
AMERICAN EXPRESS CO US0258161092	239.07	2.61% 6.07		24/04/23 19:58:43	2,213,628 524,679,727.31
AMERICAN INTERNATIONAL GR... US0268747849	75.25	0.39% 0.29		24/04/23 19:58:41	1,261,452 94,885,731.17
AMERICAN TOWER CORP US03027X1000	175.36	1.78% 3.06		24/04/23 19:58:43	1,273,967 222,655,774.46
AMGEN INC. US0311621009	274.01	0.77% 2.10		24/04/23 19:58:43	1,068,716 292,142,141.07
APPLE INC US0378331005	166.715	0.53% 0.88		24/04/23 19:58:43	26,388,680 4,386,459,113.76
AT&T INC. US00206R1023	16.49	1.10% 0.18		24/04/23 19:58:43	24,166,341 397,361,202.77
BANK OF AMERICA CORP. US0605051046	38.335	1.60% 0.61		24/04/23 19:58:42	23,826,113 910,895,051.92
BANK OF NEW YORK MELLON C... US0640581007	57.7309	1.00% 0.57		24/04/23 19:58:07	1,283,171 73,662,551.86
BERKSHIRE HATHAWAY INC. C... US0846707026	408.155	-0.15% -0.63		24/04/23 19:58:21	1,255,074 512,727,090.84
BLACKROCK INC. US09247X1019	769.28	1.21% 9.17		24/04/23 19:55:23	229,693 175,942,267.70
BOEING CO., THE US0970231058	168.5557	-1.13% -1.92		24/04/23 19:58:43	4,630,961 784,744,192.89
BOOKING HOLDINGS INC. US09857L1089	3,534.25	2.06% 71.25		24/04/23 19:52:56	75,200 264,177,600.10
BRISTOL-MYERS SQUIBB CO. US1101221083	49.185	0.09% 0.05		24/04/23 19:58:36	3,819,686 188,167,459.62
BROADCOM INC. US11135F1012	1,248.59	1.97% 24.13		24/04/23 19:57:47	1,009,663 1,255,630,117.57
CAPITAL ONE FINANCIAL COR... US14040H1059	149.69	1.66% 2.44		24/04/23 19:58:37	802,126 119,154,224.60
CATERPILLAR INC US1491231015	364.37	1.89% 6.76		24/04/23 19:58:27	1,061,037 385,048,311.71

CHARLES SCHWAB CORP. US8085131055	75.135	1.18% 0.88		24/04/23 19:58:42	5,182,063 387,821,012.10
CHARTER COMMUN INC US16119P1084	270.11	1.90% 5.03		24/04/23 19:58:40	447,284 120,512,926.41
CHEVRON CORPORATION US1667641005	162.39	0.29% 0.47		24/04/23 19:58:43	2,421,428 391,346,334.50
CISCO SYSTEMS INC US17275R1023	48.295	0.32% 0.16		24/04/23 19:58:42	6,218,931 300,462,903.77
CITIGROUP INC US1729674242	62.625	2.75% 1.68		24/04/23 19:58:42	8,436,067 524,158,940.62
COCA-COLA CO US1912161007	60.575	0.04% 0.03		24/04/23 19:58:39	8,046,668 485,569,469.92
COLGATE-PALMOLIVE CO US1941621039	88.82	0.55% 0.49		24/04/23 19:58:42	1,754,186 155,783,448.13
COMCAST CORP. CLASS A US20030N1019	40.7099	0.34% 0.14		24/04/23 19:58:42	7,043,459 286,215,361.15
CONOCOPHILLIPS US20825C1045	129.98	0.50% 0.65		24/04/23 19:58:28	1,698,534 219,345,220.30
COSTCO WHOLESALE CORP US22160K1051	723.16	1.08% 7.70		24/04/23 19:58:39	597,785 430,842,900.53
CVS HEALTH CORPORATION US1266501006	68.9101	-1.03% -0.72		24/04/23 19:58:40	3,931,484 272,981,050.36
DANAHER CORP. US2358511028	253.38	7.33% 17.30		24/04/23 19:58:36	3,874,884 977,846,999.66
DEERE & CO US2441991054	398.345	-0.32% -1.27		24/04/23 19:58:29	593,201 238,168,321.75
DOW INC. US2605571031	56.925	-0.11% -0.07		24/04/23 19:58:42	1,220,208 69,384,117.70
DUKE ENERGY CORP US26441C2044	98.40	0.29% 0.28		24/04/23 19:58:18	1,113,999 109,745,909.55
ELI LILLY AND COMPANY US5324571083	743.53	1.67% 12.20		24/04/23 19:58:25	900,107 665,862,104.27
EMERSON ELECTRIC CO. US2910111044	110.14	1.39% 1.51		24/04/23 19:57:43	730,493 80,177,559.51
EXXON MOBIL CORPORATION US30231G1022	120.85	0.24% 0.29		24/04/23 19:58:42	7,275,145 875,229,885.73
FEDEX CORP US31428X1063	272.4975	0.87% 2.35		24/04/23 19:58:25	486,736 132,653,249.01
FORD MOTOR COMPANY US3453708600	12.935	0.43% 0.06		24/04/23 19:58:41	40,942,356 529,420,804.38
GE AEROSPACE US3696043013	160.415	6.81% 10.23		24/04/23 19:58:39	12,048,823 1,910,283,913.75
GENERAL DYNAMICS CORPORAT... US3695501086	292.735	0.49% 1.43		24/04/23 19:58:34	419,416 123,157,349.84
GENERAL MOTORS CORP US37045V1008	45.41	5.09% 2.20		24/04/23 19:58:41	19,955,046 902,468,996.15
GILEAD SCIENCES INC. US3755581036	67.29	0.51% 0.34		24/04/23 19:58:43	2,259,895 152,113,950.30
GOLDMAN SACHS GROUP INC US38141G1040	424.23	1.65% 6.88		24/04/23 19:58:42	1,723,726 725,940,697.77
HOME DEPOT INC., THE US4370761029	339.62	1.04% 3.51		24/04/23 19:58:35	1,646,040 556,719,117.16
HONEYWELL INTERNATIONAL I... US4385161066	196.43	0.43% 0.85		24/04/23 19:58:11	979,075 192,488,630.53
INTEL CORP.	34.43	0.06%		24/04/23	20,545,886

S&P 100 INDEX

US4581401001		0.02		19:58:43	707,252,909.88
INTERNATIONAL BUS MACHINE... US4592001014	184.605	1.49% 2.71		24/04/23 19:58:28	1,641,991 301,935,579.70
INTUIT INC. US4612021034	631.56	3.57% 21.79		24/04/23 19:58:29	673,100 422,575,996.59
JOHNSON & JOHNSON US4781601046	150.29	0.78% 1.17		24/04/23 19:58:43	4,529,110 676,802,110.44
JPMORGAN CHASE & CO US46625H1005	191.86	1.29% 2.45		24/04/23 19:58:42	4,431,143 848,456,389.46
KRAFT HEINZ CO. US5007541064	38.16	0.03% 0.01		24/04/23 19:58:38	2,648,454 101,012,389.15
LINDE PLC IE000S9YS762	446.34	-0.14% -0.63		24/04/23 19:58:04	599,934 267,546,670.51
LOCKHEED MARTIN CORP US5398301094	460.53	-0.17% -0.80		24/04/23 19:58:38	1,166,294 541,012,225.85
LOWES COMPANIES INC. US5486611073	233.62	1.52% 3.49		24/04/23 19:58:40	646,340 150,183,351.96
MASTERCARD INC. CLASS A US57636Q1040	462.561	1.27% 5.81		24/04/23 19:58:38	1,007,572 464,276,090.27
MCDONALD'S CORPORATION CO... US5801351017	276.73	0.42% 1.15		24/04/23 19:58:37	1,680,086 463,781,700.78
MEDTRONIC PLC IE00BTN1Y115	81.195	0.78% 0.63		24/04/23 19:58:42	2,134,414 172,756,432.42
MERCK & CO. INC. US58933Y1055	127.03	0.07% 0.09		24/04/23 19:58:38	3,430,384 436,479,170.93
META PLATFORMS INC. CLASS... US30303M1027	495.69	2.90% 13.96		24/04/23 19:58:43	9,523,620 4,695,589,323.72
METLIFE INC. US59156R1086	72.28	0.44% 0.32		24/04/23 19:58:41	858,738 62,072,301.39
MICROSOFT CORP. US5949181045	407.66	1.67% 6.70		24/04/23 19:58:42	7,828,650 3,180,483,624.28
MONDELEZ INTERNATIONAL IN... US6092071058	70.285	1.26% 0.88		24/04/23 19:58:43	5,348,012 374,374,351.83
MORGAN STANLEY US6174464486	93.85	1.91% 1.76		24/04/23 19:58:42	2,800,799 261,178,486.98
NETFLIX INC US64110L1061	576.17	3.89% 21.57		24/04/23 19:58:29	3,062,293 1,741,669,868.89
NEXTERA ENERGY INC. US65339F1012	66.245	1.43% 0.94		24/04/23 19:58:43	9,063,766 604,138,277.43
NIKE INC. 'B' US6541061031	94.455	0.28% 0.27		24/04/23 19:58:33	3,836,275 362,186,184.98
NVIDIA CORP. US67066G1040	824.4999	3.69% 29.32		24/04/23 19:58:43	32,492,323 26,554,081,447.25
ORACLE CORP US68389X1054	115.11	0.51% 0.58		24/04/23 19:58:23	2,620,114 301,855,341.14
PAYPAL HOLDINGS INC. US70450Y1038	64.67	2.34% 1.48		24/04/23 19:58:37	4,712,397 302,547,822.88
PEPSICO INC. US7134481081	172.43	-2.28% -4.03		24/04/23 19:58:36	5,193,457 895,440,689.49
PFIZER INC US7170811035	26.25	-0.04% -0.01		24/04/23 19:58:43	12,956,069 341,098,051.99
PHILIP MORRIS INTERNATION... US7181721090	96.81	2.92% 2.75		24/04/23 19:58:29	6,777,349 652,879,552.02
PROCTER & GAMBLE CO US7427181091	161.51	0.60% 0.97		24/04/23 19:58:23	3,241,067 522,567,782.05

S&P 100 INDEX

QUALCOMM INC. US7475251036	161.70	0.95% 1.52		24/04/23 19:58:43	2,859,874 460,614,874.38
RTX CORPORATION US75513E1010	101.33	-0.23% -0.23		24/04/23 19:58:43	5,654,912 576,473,221.66
SALESFORCE INC. US79466L3024	273.40	-0.15% -0.41		24/04/23 19:58:43	4,467,991 1,219,612,734.64
SIMON PROPERTY GROUP INC. US8288061091	144.38	1.38% 1.97		24/04/23 19:58:34	295,953 42,593,088.52
SOUTHERN CO. US8425871071	73.18	0.27% 0.20		24/04/23 19:58:42	3,190,372 234,392,801.25
STARBUCKS CORP US8552441094	87.995	-0.21% -0.19		24/04/23 19:58:41	3,086,363 271,276,482.51
T-MOBILE US INC. US8725901040	163.48	0.69% 1.12		24/04/23 19:58:43	1,683,366 274,908,918.45
TARGET CORP US87612E1064	166.55	-0.34% -0.56		24/04/23 19:58:23	812,354 135,470,964.41
TESLA INC. US88160R1014	145.44	2.39% 3.39		24/04/23 19:58:43	69,550,237 10,069,486,575.92
TEXAS INSTRUMENTS INC US8825081040	166.55	1.91% 3.12		24/04/23 19:58:42	2,650,025 438,734,104.10
THERMO FISHER SCIENTIFIC ... US8835561023	575.275	4.90% 26.90		24/04/23 19:58:37	1,450,259 826,164,099.80
U.S. BANCORP US9029733048	41.195	0.35% 0.14		24/04/23 19:58:42	3,937,395 161,915,522.59
UNION PACIFIC CORP US9078181081	236.86	1.02% 2.39		24/04/23 19:58:43	1,019,928 240,896,790.87
UNITED PARCEL SERVICE INC... US9113121068	147.565	1.52% 2.21		24/04/23 19:58:22	4,004,961 592,210,301.67
UNITEDHEALTH GROUP INC. US91324P1021	487.52	-0.76% -3.71		24/04/23 19:58:42	1,933,985 947,052,946.77
VERIZON COMMUNICATIONS IN... US92343V1044	39.885	3.33% 1.29		24/04/23 19:58:42	14,749,469 584,856,971.73
VISA INC. US92826C8394	274.19	0.68% 1.86		24/04/23 19:58:42	2,743,093 750,978,349.72
WALMART INC. US9311421039	58.99	-1.91% -1.15		24/04/23 19:58:42	9,936,480 587,053,832.53
WALT DISNEY COMPANY (THE) US2546871060	114.09	1.88% 2.10		24/04/23 19:58:34	3,661,055 415,311,329.57
WELLS FARGO & COMPANY US9497461015	61.205	0.17% 0.11		24/04/23 19:58:43	9,976,560 612,910,181.03