

S&P 100 INDEX

ISIN: US78380F1021

WKN: -

Overview

2024/04/22 23:22:01

Price

2,370.61 USDDifference  0.93% (21.93)

General attributes

ISIN US78380F1021

Symbol OEX

Country USA

Instruments in index 100

Type of index -

Security type Index

Market data

Open 2,359.74 USD

High 2,384.13 USD

Low 2,348.57 USD

Close (prev. day) 2,348.68 USD

Trading volume (m) 1,212,748,022

Volume (pcs) 2,870,838,827,165

Top 5

Name 	Price	+ - (%) 	Trend 
FORD MOTOR...	12.88	+6.10	
NVIDIA COR...	795.18	+4.35	
GOLDMAN SA...	417.35	+3.30	
CITIGROUP ...	60.95	+3.06	
CAPITAL ON...	147.25	+3.04	

Intraday 1w 1m 6m 1y 3y

Flop 5

Name 	Price	+ - (%) 	Trend 
VERIZON CO...	38.60	-4.67	
TESLA INC.	142.05	-3.40	
UNITEDHEAL...	491.23	-1.98	
AT&T INC.	16.31	-1.21	
TARGET COR...	167.11	-0.71	

Intraday 1w 1m 6m 1y 3y

5y



Information about previous performance does not guarantee future performance.

Source: FactSet

Recent research

on market

Date	Headline	Download
2024/04/19	 Week Ahead	
2024/04/19	 Wochenausblick	
2024/04/12	 Wochenausblick	
2024/04/12	 Week Ahead	
2024/04/08	 Erste Group Research	

Futures and Options

Related Futures -

Related Options -

Details

2024/04/22 23:22:01

Price

2,370.61 USD

Difference



0.93% (21.93)

General attributes

ISIN US78380F1021

Symbol OEX

Country USA

Security type Index

Instruments in index 100

Market data

Open 2,359.74 USD

High 2,384.13 USD

Low 2,348.57 USD

Close (prev. day) 2,348.68 USD

Trading volume (m) 1,212,748,022

Volume (pcs) 2,870,838,827,165

Performance and Risk

	6m	1y	3y
Perf (%)	+19.08%	+25.54%	+26.18%
Perf (abs.)	+379.84	+482.31	+491.91
Beta	-	-	-
Volatility	12.45	12.65	18.09
























Information about previous performance does not guarantee future performance.

Source: FactSet

Price data

Ø price 5 days Ø volume 5 days (pcs.)	2,375.86 USD (1,176,662,823)
Ø price 30 days Ø volume 30 days (pcs.)	2,441.30 USD (1,137,109,837)
Ø price 100 days Ø volume 100 days (pcs.)	2,342.60 USD (1,152,271,300)
Ø price 250 days Ø volume 250 days (pcs.)	2,166.96 USD (1,155,672,386)
YTD High date	2,492.14 USD (2024/03/21)
YTD Low date	2,196.91 USD (2024/01/05)
52 Weeks High date	2,492.14 USD (2024/03/21)
52 Weeks Low date	1,855.77 USD (2023/04/26)

Composition


















Name  ISIN	Price	Diff %  Diff +/-	Performance 	Date Time	Turnover Pc.  Turnover Money 
3M COMPANY US88579Y1010	92.62	0.38% 0.35		24/04/22 22:00:02	2,992,931 276,552,901.79
ABBOTT LABORATORIES US0028241000	107.07	-0.20% -0.21		24/04/22 22:00:02	4,948,315 530,237,090.75
ABBVIE INC. US00287Y1091	167.89	0.89% 1.48		24/04/22 22:00:02	5,580,685 938,677,476.46
ACCENTURE PLC IE00B4BNMY34	317.42	0.17% 0.54		24/04/22 22:00:02	2,433,374 772,020,337.82
ADOBE INC. US00724F1012	466.89	0.40% 1.87		24/04/22 22:00:00	2,604,256 1,213,908,765.50
ADVANCED MICRO DEVICES IN... US0079031078	148.64	1.36% 2.00		24/04/22 22:00:00	49,397,034 7,305,277,960.01
ALPHABET INC. CLASS C US02079K1079	157.95	1.43% 2.23		24/04/22 22:00:00	17,243,870 2,717,802,176.69
ALTRIA GROUP INC. US02209S1033	42.57	1.14% 0.48		24/04/22 22:02:02	10,775,658 457,634,264.86
AMAZON.COM INC. US0231351067	177.23	1.49% 2.60		24/04/22 22:00:00	37,924,890 6,702,218,079.14
AMERICAN EXPRESS CO US0258161092	233.00	0.85% 1.96		24/04/22 22:01:19	5,151,299 1,194,954,428.60
AMERICAN INTERNATIONAL GR... US0268747849	74.96	0.98% 0.73		24/04/22 22:00:01	2,769,854 207,349,989.32
AMERICAN TOWER CORP US03027X1000	172.30	0.58% 1.00		24/04/22 22:00:01	2,603,759 447,990,893.04
AMGEN INC. US0311621009	271.91	1.11% 2.98		24/04/22 22:00:00	2,165,755 588,612,787.28
APPLE INC US0378331005	165.84	0.51% 0.84		24/04/22 22:00:00	48,116,443 7,985,309,450.47
AT&T INC. US00206R1023	16.31	-1.21% -0.20		24/04/22 22:01:52	54,178,101 884,366,370.02
BANK OF AMERICA CORP. US0605051046	37.73	2.06% 0.76		24/04/22 22:00:01	43,867,084 1,647,459,180.01
BANK OF NEW YORK MELLON C... US0640581007	57.16	1.55% 0.87		24/04/22 22:00:02	2,936,327 167,573,848.36
BERKSHIRE HATHAWAY INC. C... US0846707026	408.78	0.91% 3.70		24/04/22 22:01:32	2,981,614 1,218,006,907.41
BLACKROCK INC. US09247X1019	760.11	1.35% 10.13		24/04/22 22:00:02	617,165 468,109,213.88
BOEING CO., THE US0970231058	170.48	0.39% 0.66		24/04/22 22:00:01	4,724,887 804,734,853.18
BOOKING HOLDINGS INC. US09857L1089	3,463.00	1.41% 48.18		24/04/22 22:00:00	202,419 700,269,802.28
BRISTOL-MYERS SQUIBB CO. US1101221083	49.14	0.43% 0.21		24/04/22 22:00:02	7,929,534 390,222,132.03
BROADCOM INC. US11135F1012	1,224.46	1.64% 19.75		24/04/22 22:00:00	2,516,218 3,068,077,897.05
CAPITAL ONE FINANCIAL COR... US14040H1059	147.25	3.04% 4.34		24/04/22 22:00:02	2,875,531 420,419,777.67
CATERPILLAR INC US1491231015	357.61	0.83% 2.95		24/04/22 22:00:02	2,085,356 746,670,299.00

CHARLES SCHWAB CORP. US8085131055	74.26	1.14% 0.84		24/04/22 22:00:02	8,847,494 657,571,472.44
CHARTER COMMUN INC US16119P1084	265.08	-0.05% -0.13		24/04/22 22:00:00	1,171,133 308,994,277.24
CHEVRON CORPORATION US1667641005	161.92	1.20% 1.92		24/04/22 22:02:00	6,779,221 1,094,983,642.35
CISCO SYSTEMS INC US17275R1023	48.14	-0.37% -0.18		24/04/22 22:00:00	20,135,728 970,867,585.18
CITIGROUP INC US1729674242	60.95	3.06% 1.81		24/04/22 22:00:02	14,513,095 877,537,135.09
COCA-COLA CO US1912161007	60.55	0.63% 0.38		24/04/22 22:00:02	15,624,546 943,326,608.56
COLGATE-PALMOLIVE CO US1941621039	88.33	1.38% 1.20		24/04/22 22:00:02	3,954,121 349,026,887.56
COMCAST CORP. CLASS A US20030N1019	40.57	0.82% 0.33		24/04/22 22:00:00	24,644,675 996,909,086.80
CONOCOPHILLIPS US20825C1045	129.33	-0.04% -0.05		24/04/22 22:00:02	4,195,048 542,195,760.20
COSTCO WHOLESALE CORP US22160K1051	715.46	0.84% 5.95		24/04/22 22:00:00	1,437,110 1,025,222,354.50
CVS HEALTH CORPORATION US1266501006	69.63	-0.17% -0.12		24/04/22 22:00:02	5,701,582 397,289,072.73
DANAHER CORP. US2358511028	236.08	0.24% 0.57		24/04/22 22:00:02	2,820,270 667,090,680.26
DEERE & CO US2441991054	399.61	-0.18% -0.71		24/04/22 22:00:02	1,005,524 400,584,590.00
DOW INC. US2605571031	56.99	0.58% 0.33		24/04/22 22:00:02	3,211,574 182,792,271.48
DUKE ENERGY CORP US26441C2044	98.12	-0.12% -0.12		24/04/22 22:00:02	2,933,073 287,834,955.04
ELI LILLY AND COMPANY US5324571083	731.33	0.69% 5.02		24/04/22 22:00:02	2,354,096 1,722,858,001.16
EMERSON ELECTRIC CO. US2910111044	108.63	0.05% 0.05		24/04/22 22:00:02	2,448,932 266,404,796.57
EXXON MOBIL CORPORATION US30231G1022	120.56	0.57% 0.68		24/04/22 22:01:49	16,340,694 1,967,798,743.48
FEDEX CORP US31428X1063	270.15	1.18% 3.16		24/04/22 22:00:02	1,246,671 336,323,386.22
FORD MOTOR COMPANY US3453708600	12.88	6.10% 0.74		24/04/22 22:00:48	86,462,687 1,100,005,498.95
GE AEROSPACE US3696043013	150.19	1.44% 2.13		24/04/22 22:00:02	7,322,753 1,099,764,607.56
GENERAL DYNAMICS CORPORAT... US3695501086	291.31	0.93% 2.69		24/04/22 22:00:02	889,033 258,801,827.31
GENERAL MOTORS CORP US37045V1008	43.21	1.98% 0.84		24/04/22 22:00:02	21,314,976 919,120,873.88
GILEAD SCIENCES INC. US3755581036	66.95	0.28% 0.19		24/04/22 22:00:00	5,622,367 377,020,901.82
GOLDMAN SACHS GROUP INC US38141G1040	417.35	3.30% 13.35		24/04/22 22:00:02	4,165,569 1,721,352,444.76
HOME DEPOT INC., THE US4370761029	336.11	0.22% 0.75		24/04/22 22:00:02	3,112,789 1,045,915,574.94
HONEYWELL INTERNATIONAL I... US4385161066	195.58	0.68% 1.32		24/04/22 22:00:00	2,366,958 462,501,652.63
INTEL CORP.	34.41	0.61%		24/04/22	39,909,927

S&P 100 INDEX

US4581401001		0.21		22:00:00	1,371,312,547.39
INTERNATIONAL BUS MACHINE...	181.90	0.18%		24/04/22	3,076,451
US4592001014		0.32		22:00:02	559,121,731.34
INTUIT INC.	609.77	0.76%		24/04/22	1,056,878
US4612021034		4.60		22:00:00	642,985,828.75
JOHNSON & JOHNSON	149.12	0.82%		24/04/22	10,118,694
US4781601046		1.21		22:00:02	1,508,742,820.04
JPMORGAN CHASE & CO	189.41	1.94%		24/04/22	11,529,668
US46625H1005		3.61		22:00:02	2,174,700,652.36
KRAFT HEINZ CO.	38.15	0.98%		24/04/22	6,973,814
US5007541064		0.37		22:00:00	265,544,171.56
LINDE PLC	446.97	0.15%		24/04/22	1,346,060
IE000S9YS762		0.67		22:00:00	600,566,402.37
LOCKHEED MARTIN CORP	461.33	-0.55%		24/04/22	1,820,925
US5398301094		-2.54		22:00:02	843,900,899.84
LOWES COMPANIES INC.	231.23	0.43%		24/04/22	1,872,903
US5486611073		0.99		22:00:02	433,200,590.31
MASTERCARD INC. CLASS A	456.75	0.30%		24/04/22	2,157,434
US57636Q1040		1.36		22:00:02	986,061,524.15
MCDONALD'S CORPORATION CO...	275.58	1.32%		24/04/22	3,129,435
US5801351017		3.59		22:00:02	861,255,009.22
MEDTRONIC PLC	80.57	1.37%		24/04/22	4,962,583
IE00BTN1Y115		1.09		22:00:02	398,745,802.26
MERCK & CO. INC.	126.94	0.92%		24/04/22	7,805,992
US58933Y1055		1.16		22:00:02	992,089,184.66
META PLATFORMS INC. CLASS...	481.73	0.14%		24/04/22	17,271,125
US30303M1027		0.66		22:00:00	8,326,869,045.88
METLIFE INC.	71.96	1.20%		24/04/22	2,846,043
US59156R1086		0.85		22:00:02	204,668,259.90
MICROSOFT CORP.	400.96	0.46%		24/04/22	20,286,875
US5949181045		1.84		22:00:00	8,119,477,518.10
MONDELEZ INTERNATIONAL IN...	69.41	1.91%		24/04/22	10,426,853
US6092071058		1.30		22:00:00	720,385,306.81
MORGAN STANLEY	92.09	1.58%		24/04/22	7,294,357
US6174464486		1.43		22:00:02	670,209,721.59
NETFLIX INC	554.60	-0.08%		24/04/22	8,597,651
US64110L1061		-0.44		22:00:00	4,739,804,871.87
NEXTERA ENERGY INC.	65.31	1.57%		24/04/22	14,747,195
US65339F1012		1.01		22:00:02	958,659,983.69
NIKE INC. 'B'	94.19	-0.36%		24/04/22	8,641,953
US6541061031		-0.34		22:00:01	815,575,673.60
NVIDIA CORP.	795.18	4.35%		24/04/22	59,634,051
US67066G1040		33.18		22:00:00	46,877,074,459.26
ORACLE CORP	114.53	-0.30%		24/04/22	7,125,490
US68389X1054		-0.35		22:00:29	818,009,718.13
PAYPAL HOLDINGS INC.	63.19	1.41%		24/04/22	9,958,232
US70450Y1038		0.88		22:00:00	628,563,879.29
PEPSICO INC.	176.46	1.34%		24/04/22	7,288,701
US7134481081		2.33		22:00:00	1,283,840,676.06
PFIZER INC	26.26	1.00%		24/04/22	35,678,657
US7170811035		0.26		22:00:44	938,033,585.95
PHILIP MORRIS INTERNATION...	94.06	0.31%		24/04/22	8,656,188
US7181721090		0.29		22:00:02	812,534,768.52
PROCTER & GAMBLE CO	160.54	1.52%		24/04/22	8,926,327
US7427181091		2.40		22:00:27	1,428,913,459.18

S&P 100 INDEX

QUALCOMM INC. US7475251036	160.18	1.62% 2.55		24/04/22 22:00:00	7,848,681 1,254,514,611.27
RTX CORPORATION US75513E1010	101.56	0.00% 0.00		24/04/22 22:00:01	7,594,052 772,617,364.13
SALESFORCE INC. US79466L3024	273.81	1.27% 3.44		24/04/22 22:00:02	6,747,204 1,849,617,417.28
SIMON PROPERTY GROUP INC. US8288061091	142.41	1.40% 1.97		24/04/22 22:00:01	984,477 140,075,248.14
SOUTHERN CO. US8425871071	72.98	1.15% 0.83		24/04/22 22:00:53	5,387,553 391,606,245.33
STARBUCKS CORP US8552441094	88.18	0.65% 0.57		24/04/22 22:00:00	8,668,988 764,359,421.35
T-MOBILE US INC. US8725901040	162.36	0.02% 0.03		24/04/22 22:00:00	3,701,913 602,075,406.37
TARGET CORP US87612E1064	167.11	-0.71% -1.19		24/04/22 22:00:01	2,155,534 360,719,577.10
TESLA INC. US88160R1014	142.05	-3.40% -5.00		24/04/22 22:00:00	107,097,564 15,175,862,050.46
TEXAS INSTRUMENTS INC US8825081040	163.49	2.39% 3.81		24/04/22 22:00:00	5,942,368 967,095,086.95
THERMO FISHER SCIENTIFIC ... US8835561023	548.38	0.66% 3.60		24/04/22 22:00:01	1,522,884 835,539,605.60
U.S. BANCORP US9029733048	41.05	1.48% 0.60		24/04/22 22:00:01	8,630,700 353,399,168.56
UNION PACIFIC CORP US9078181081	234.47	1.03% 2.39		24/04/22 22:00:01	2,200,025 514,942,539.84
UNITED PARCEL SERVICE INC... US9113121068	145.36	1.81% 2.59		24/04/22 22:00:34	4,578,511 663,169,089.85
UNITEDHEALTH GROUP INC. US91324P1021	491.23	-1.98% -9.90		24/04/22 22:00:01	4,697,677 2,322,108,225.82
VERIZON COMMUNICATIONS IN... US92343V1044	38.60	-4.67% -1.89		24/04/22 22:00:01	51,243,224 2,006,277,779.57
VISA INC. US92826C8394	272.33	0.95% 2.55		24/04/22 22:00:02	6,463,742 1,757,795,097.25
WALMART INC. US9311421039	60.14	1.02% 0.61		24/04/22 22:00:02	14,909,983 893,260,166.92
WALT DISNEY COMPANY (THE) US2546871060	111.99	-0.55% -0.62		24/04/22 22:01:55	6,901,689 775,378,366.35
WELLS FARGO & COMPANY US9497461015	61.10	1.24% 0.75		24/04/22 22:00:27	21,753,384 1,326,489,795.00