

NEWRON PHARMACEUTICALS SPA

ISIN: IT0004147952 WKN: 2791431

Overview

2024/10/18 22:26:42

Price
9.82 EURDifference  17.75% (1.48)

General attributes

ISIN	IT0004147952
Symbol	NWRN
Exchange	Tradegate
Currency	EUR
Sector	Chemical / Pharmaceutical / Health
Security type	Stock
Market cap (m)	184 EUR
Benchmark	FTSE MIB INDEX

Market data

Bid (Bid size)	9.65 EUR (350)
Ask (Ask size)	9.99 EUR (100)
Open	8.47 EUR
High	10.18 EUR
Low	8.36 EUR
Close (prev. day)	8.34 EUR
VWAP	9.49753 EUR
Volume (pcs)	13,939
Trading volume	132,386.13
Number of trades	62
Last size	100




Futures and Options

Related Futures	-
Related Options	-



Information about previous performance does not guarantee future performance.
Source: FactSet

Recent research

on sector		on market	
Date		Headline	Download
2024/10/14		Aktienempfehlungen Österreich	
2024/09/27		Global Equity Ratings	
2024/09/27		Aktienempfehlungen Global	
2024/09/23		Aktienempfehlungen Österreich	
2024/09/13		Equity Weekly	

Details

2024/10/18 22:26:42

Price

9.82 EUR

Difference ▲ 17.75% (1.48)

General attributes

ISIN IT0004147952

Symbol NWRN

Exchange Tradegate

Currency EUR

Sector Chemical / Pharmaceutical / Health

Security type Stock

Market cap (m) 184 EUR

Benchmark FTSE MIB INDEX

Market data

Bid (Bid size) 9.65 EUR (350)

Ask (Ask size) 9.99 EUR (100)

Open 8.47 EUR

High 10.18 EUR

Low 8.36 EUR

Close (prev. day) 8.34 EUR

VWAP 9.49753 EUR

Volume (pcs) 13,939

Trading volume 132,386.13

Number of trades 62

Last size 100

Performance and Risk

	6m	1y	3y
Perf (%)	+40.00%	+83.18%	+422.95%
Perf (abs.)	+2.80	+4.45	+7.93
Beta	1.16	1.36	0.43
Volatility	65.96	80.80	83.33



Information about previous performance does not guarantee future performance.
Source: FactSet

Price data

Ø price 5 days Ø volume 5 days (pcs.)	8.75 EUR (6,265)
Ø price 30 days Ø volume 30 days (pcs.)	8.41 EUR (6,473)
Ø price 100 days Ø volume 100 days (pcs.)	8.78 EUR (6,317)
Ø price 250 days Ø volume 250 days (pcs.)	8.06 EUR (10,087)
YTD High date	13.30 EUR (2024/04/30)
YTD Low date	5.00 EUR (2024/01/03)
52 Weeks High date	13.30 EUR (2024/04/30)
52 Weeks Low date	4.26 EUR (2023/11/23)

All listings for NEWRON PHARMACEUTICALS SPA

Exchange ⊕	Date	Time	Price	Trading volume (mio.)	Number of trades
Xetra	2024/10/18	17:35	9.32 EUR	0.12	34
Tradegate	2024/10/18	22:26	9.82 EUR	0.13	62
SIX Swiss Exchange	2024/10/18	17:30	8.98 CHF	1.54	437
Munich	2024/10/18	17:27	9.44 EUR	0.00	3
London Stock	2024/04/	09:33	7.1083 CHF	0.01	1

5y

Exchange	29					
Frankfurt	2024/10/ 18	18:05	9.90 EUR	0.00	1	
FINRA other OTC Issues	2024/09/ 09	21:02	9.36 USD	0.01	2	
Duesseldorf	2024/10/ 18	19:31	9.77 EUR	0.00	4	
Berlin	2024/10/ 18	19:33	9.95 EUR	0.00	16	

Company profile

Company Logo



Contact Details

NEWRON PHARMACEUTICALS SPA

--

via Antonio Meucci 3 - 20091 Bresso

Telefon: +39-02-610-3461

Fax: +39-02-610-34654

E-mail: info@newron.com

Company Profile

-

Members of Management Board

Stefan Weber Chairman of Managing Board

Dennis Dionne Member of Executive Committee

Filippo Moriggia Member of Executive Committee

Laura Faravelli Member of Executive Committee

Ravi Anand Member of Executive Committee

Roberto Galli Member of Executive Committee

Board of directors

Ulrich Köstlin Chairman of Supervisory Board

Luca Benatti Member of Supervisory Board

Patrick Langlois Member of Supervisory Board

Gillian Dines Member of Supervisory Board

Margarita Chavez Member of Supervisory Board