

ARCTICZYMES TECHNOLOGIES ASA

ISIN: NO0010014632 WKN: -

Overview

2024/04/26 08:00:11

Price
2.155 EURDifference  -1.60% (-0.04)

General attributes

ISIN	NO0010014632
Symbol	AZT
Exchange	Munich
Currency	EUR
Sector	Chemical / Pharmaceutical / Health
Security type	Stock
Market cap (m)	112 EUR
Benchmark	NORWAY OSLO BORS ALL SHARE(TRG)

Market data

Bid (Bid size)	-
Ask (Ask size)	-
Open	2.155 EUR
High	2.155 EUR
Low	2.155 EUR
Close (prev. day)	2.19 EUR
VWAP	3.385 EUR
Volume (pcs)	0
Trading volume	0.00
Number of trades	2
Last size	0

Futures and Options

Related Futures	-
Related Options	-











5y



Information about previous performance does not guarantee future performance.
Source: FactSet

Recent research

on sector

Date		Headline	Download
2024/04/26		Global Equity Ratings	
2024/04/26		Aktienempfehlungen Global	
2024/04/15		Aktienempfehlungen Österreich	
2024/04/03		Global Equity Ratings	
2024/04/03		Aktienempfehlungen Global	

Details

2024/04/26 08:00:11

Price

2.155 EUR

Difference 📉 -1.60% (-0.04)

General attributes

ISIN	NO0010014632
Symbol	AZT
Exchange	Munich
Currency	EUR
Sector	Chemical / Pharmaceutical / Health
Security type	Stock
Market cap (m)	112 EUR
Benchmark	NORWAY OSLO BORS ALL SHARE(TRG)

Market data

Bid (Bid size)	-
Ask (Ask size)	-
Open	2.155 EUR
High	2.155 EUR
Low	2.155 EUR
Close (prev. day)	2.19 EUR
VWAP	3.385 EUR
Volume (pcs)	0
Trading volume	0.00
Number of trades	2
Last size	0

Performance and Risk

	6m	1y	3y
Perf (%)	+2.62%	-31.37%	-75.81%
Perf (abs.)	+0.06	-0.99	-6.76
Beta	0.49	0.45	0.47
Volatility	58.31	52.43	53.93

5y



Information about previous performance does not guarantee future performance.
Source: FactSet

Price data

Ø price 5 days Ø volume 5 days (pcs.)	2.194 EUR (0)
Ø price 30 days Ø volume 30 days (pcs.)	2.354 EUR (0)
Ø price 100 days Ø volume 100 days (pcs.)	2.857 EUR (0)
Ø price 250 days Ø volume 250 days (pcs.)	2.927 EUR (2)
YTD High date	3.740 EUR (2024/01/03)
YTD Low date	2.115 EUR (2024/04/19)
52 Weeks High date	3.850 EUR (2023/06/13)
52 Weeks Low date	2.100 EUR (2023/10/26)

Arbitrage views

Exchange ⊕	Date	Time	Price	Trading volume (mio.)	Number of trades
Tradegate	2024/04/26	22:02	2.205 EUR	0.00	1
Stuttgart	2024/04/26	15:46	2.15 EUR	0.00	13
Munich	2024/04/26	08:00	2.155 EUR	0.00	2
London Stock Exchange	2024/03/08	11:27	30.0064 NOK	0.12	1
Frankfurt	2024/04/26	21:41	2.175 EUR	0.00	3

	26					
First North Stockholm	2024/02/ 12	09:41	29.00 NOK	0.06		2
Duesseldorf	2024/04/ 26	08:11	2.18 EUR	0.00		3
Berlin	2024/04/ 26	21:43	2.20 EUR	0.00		18

Company profile

Company Logo



Company Profile

-

Contact Details

ARCTICZYMES TECHNOLOGIES

--

Telefon: -

Fax: -

E-mail: -