

IEP INVEST

ISIN: BE0003748622

WKN: 000374862

Overview

2024/05/02 17:35:11

Price
5.65 EURDifference  -1.74% (-0.10)

General attributes

ISIN	BE0003748622
Symbol	IEP
Exchange	Euronext Brussels
Currency	EUR
Sector	Other
Security type	Stock
Market cap (m)	52 EUR
Benchmark	BEL 20 INDEX

Market data

Bid (Bid size)	5.65 EUR (752)
Ask (Ask size)	5.75 EUR (2,092)
Open	5.70 EUR
High	5.70 EUR
Low	5.65 EUR
Close (prev. day)	5.75 EUR
VWAP	5.664478 EUR
Volume (pcs)	2,117
Trading volume	11,992.00
Number of trades	5
Last size	4

Futures and Options




Related Futures	-
Related Options	-

5y



Information about previous performance does not guarantee future performance.
Source: FactSet

Recent research

on sector		on market	
Date		Headline	Download
2024/04/29		Aktienempfehlungen Österreich	
2024/04/26		Equity Weekly	
2024/04/26		Global Equity Ratings	
2024/04/26		Aktienempfehlungen Global	
2024/04/19		Equity Weekly	

Details

2024/05/02 17:35:11

Price

5.65 EUR

Difference  -1.74% (-0.10)

General attributes

ISIN	BE0003748622
Symbol	IEP
Exchange	Euronext Brussels
Currency	EUR
Sector	Other
Security type	Stock
Market cap (m)	52 EUR
Benchmark	BEL 20 INDEX

Market data

Bid (Bid size)	5.65 EUR (752)
Ask (Ask size)	5.75 EUR (2,092)
Open	5.70 EUR
High	5.70 EUR
Low	5.65 EUR
Close (prev. day)	5.75 EUR
VWAP	5.664478 EUR
Volume (pcs)	2,117
Trading volume	11,992.00
Number of trades	5
Last size	4

Performance and Risk

	6m	1y	3y
Perf (%)	+5.61%	+11.88%	-37.57%
Perf (abs.)	+0.30	+0.60	-3.40
Beta	0.38	0.07	0.17
Volatility	28.50	36.78	52.29

5y



Information about previous performance does not guarantee future performance.
Source: FactSet

Price data

Ø price 5 days Ø volume 5 days (pcs.)	5.71 EUR (1,332)
Ø price 30 days Ø volume 30 days (pcs.)	5.64 EUR (1,732)
Ø price 100 days Ø volume 100 days (pcs.)	5.43 EUR (1,540)
Ø price 250 days Ø volume 250 days (pcs.)	5.36 EUR (1,753)
YTD High date	5.75 EUR (2024/04/02)
YTD Low date	5.05 EUR (2024/01/02)
52 Weeks High date	5.90 EUR (2023/09/14)
52 Weeks Low date	4.94 EUR (2023/05/10)

Arbitrage views

Exchange 	Date	Time	Price	Trading volume (mio.)	Number of trades
London Stock Exchange	2018/05/21	17:58	6.05 EUR	0.00	1
Euronext Brussels	2024/05/02	17:35	5.65 EUR	0.01	5

Company profile

Company Logo

Contact Details

IEP INVEST NV

--

Noorderlaan 139 - 2030 Antwerp

Telefon: +32-3-234-94-13

Fax: +32-3-233-87-33

E-mail: -

Company Profile

-

Members of Management Board

Gunther Vanpraet	Chairman of Managing Board
------------------	----------------------------

Board of directors

Dirk van Vlaenderen	Chairman of Supervisory Board
---------------------	-------------------------------

Bruno Vantomme	Member of Supervisory Board
----------------	-----------------------------

Veronica Missegheers	Member of Supervisory Board
----------------------	-----------------------------