

WAREHOUSES ESTATES BELGIUM CVA

ISIN: **BE0003734481** WKN: **373448**

Overview

2022/10/06 15:37:02

Price
37.60 EURDifference  0.27% (0.10)

General attributes

ISIN	BE0003734481
Symbol	WEB
Exchange	Euronext Brussels
Currency	EUR
Sector	Other
Security type	Stock
Market cap (m)	119 EUR
Benchmark	BEL 20 INDEX

Market data

Bid (Bid size)	37.50 EUR (50)
Ask (Ask size)	37.60 EUR (16)
Open	37.60 EUR
High	37.60 EUR
Low	37.60 EUR
Close (prev. day)	37.50 EUR
VWAP	37.60 EUR
Volume (pcs)	50
Trading volume	1,880.00
Number of trades	1
Last size	50

Futures and Options










Related Futures	-
Related Options	-

5y



Information about previous performance does not guarantee future performance.
Source: FactSet

Recent research

on sector		on market	
Date		Headline	Download
2022/10/05		Global Equity Ratings	
2022/10/05		Aktienempfehlungen Global	
2022/09/30		Equity Weekly	
2022/09/26		Global Equity Ratings	
2022/09/26		Aktienempfehlungen Global	

Details

2022/10/06 15:37:02

Price

37.60 EUR

Difference ▲ 0.27% (0.10)

General attributes

ISIN	BE0003734481
Symbol	WEB
Exchange	Euronext Brussels
Currency	EUR
Sector	Other
Security type	Stock
Market cap (m)	119 EUR
Benchmark	BEL 20 INDEX

Market data

Bid (Bid size)	37.50 EUR (50)
Ask (Ask size)	37.60 EUR (16)
Open	37.60 EUR
High	37.60 EUR
Low	37.60 EUR
Close (prev. day)	37.50 EUR
VWAP	37.60 EUR
Volume (pcs)	50
Trading volume	1,880.00
Number of trades	1
Last size	50

Performance and Risk

	6m	1y	3y
Perf (%)	-1.57%	-3.85%	-33.04%
Perf (abs.)	-0.60	-1.50	-18.50
Beta	0.42	0.31	0.19
Volatility	23.19	24.43	29.09

5y



Information about previous performance does not guarantee future performance.
Source: FactSet

Price data

Ø price 5 days Ø volume 5 days (pcs.)	37.26 EUR (1,105)
Ø price 30 days Ø volume 30 days (pcs.)	37.07 EUR (724)
Ø price 100 days Ø volume 100 days (pcs.)	37.71 EUR (510)
Ø price 250 days Ø volume 250 days (pcs.)	39.24 EUR (919)
YTD High date	43.50 EUR (2022/01/03)
YTD Low date	35.30 EUR (2022/09/01)
52 Weeks High date	43.50 EUR (2021/11/17)
52 Weeks Low date	35.30 EUR (2022/09/01)

Arbitrage views

Exchange ⊕	Date	Time	Price	Trading volume (mio.)	Number of trades
Stuttgart	2022/10/06	15:42	37.00 EUR	0.00	11
London Stock Exchange	2019/05/28	09:00	52.50 EUR	0.02	1
Frankfurt	2022/10/06	08:02	37.00 EUR	0.00	1
Euronext Brussels	2022/10/06	15:37	37.60 EUR	0.00	1

Company profile

Company Logo



Company Profile

-

Contact Details

WAREHOUSES EST.B

--

Telefon: -

Fax: -

E-mail: -