

MIKO NV

ISIN: BE0003731453

WKN: 000373145

Overview

2024/07/25 11:51:55

Price
51.20 EURDifference  -1.54% (-0.80)

General attributes

ISIN	BE0003731453
Symbol	MIKO
Exchange	Euronext Brussels
Currency	EUR
Sector	Other
Security type	Stock
Market cap (m)	64 EUR
Benchmark	BEL 20 INDEX

Market data

Bid (Bid size)	51.40 EUR (250)
Ask (Ask size)	54.20 EUR (25)
Open	51.20 EUR
High	51.20 EUR
Low	51.20 EUR
Close (prev. day)	52.00 EUR
VWAP	51.20 EUR
Volume (pcs)	250
Trading volume	12,800.00
Number of trades	7
Last size	50

Futures and Options











Related Futures	-
Related Options	-

5y



Information about previous performance does not guarantee future performance.
Source: FactSet

Recent research

on sector		on market	
Date		Headline	Download
2024/07/26		Equity Weekly	
2024/07/24		Global Equity Ratings	
2024/07/24		Aktienempfehlungen Global	
2024/07/15		Aktienempfehlungen Global	
2024/07/12		Global Equity Ratings	

Details

2024/07/25 11:51:55

Price

51.20 EUR

Difference ▼ -1.54% (-0.80)

General attributes

ISIN	BE0003731453
Symbol	MIKO
Exchange	Euronext Brussels
Currency	EUR
Sector	Other
Security type	Stock
Market cap (m)	64 EUR
Benchmark	BEL 20 INDEX

Market data

Bid (Bid size)	51.40 EUR (250)
Ask (Ask size)	54.20 EUR (25)
Open	51.20 EUR
High	51.20 EUR
Low	51.20 EUR
Close (prev. day)	52.00 EUR
VWAP	51.20 EUR
Volume (pcs)	250
Trading volume	12,800.00
Number of trades	7
Last size	50

Performance and Risk

	6m	1y	3y
Perf (%)	-4.30%	-27.38%	-54.69%
Perf (abs.)	-2.30	-19.30	-61.80
Beta	-0.26	0.09	0.10
Volatility	45.41	38.08	28.21

5y



Information about previous performance does not guarantee future performance.
Source: FactSet

Price data

Ø price 5 days Ø volume 5 days (pcs.)	51.88 EUR (283)
Ø price 30 days Ø volume 30 days (pcs.)	54.71 EUR (294)
Ø price 100 days Ø volume 100 days (pcs.)	56.59 EUR (387)
Ø price 250 days Ø volume 250 days (pcs.)	58.15 EUR (354)
YTD High date	68.40 EUR (2024/05/23)
YTD Low date	47.00 EUR (2024/03/21)
52 Weeks High date	72.50 EUR (2023/08/02)
52 Weeks Low date	47.00 EUR (2024/03/21)

Arbitrage views

Exchange ⊕	Date	Time	Price	Trading volume (mio.)	Number of trades
London Stock Exchange	2018/05/18	18:03	120.00 EUR	0.00	1
Euronext Brussels	2024/07/25	11:51	51.20 EUR	0.01	7

Company profile

Company Logo



Contact Details

MIKO NV

--

Steenweg op Mol 177 - 2300 Turnhout

Telefon: +32-1-446-27-70

Fax: +32-1-446-27-99

E-mail: info@miko.be

Company Profile

-

Members of Management Board

Frans Van Tilborg Chairman of Managing Board

Dirk Hermans Member of Executive Committee

Evy Verhulst Member of Executive Committee

Johan Vandervee Member of Executive Committee

Karl Hermans Member of Executive Committee

Kristof Michielsen Member of Executive Committee

Stijn Michielsen Member of Executive Committee

Board of directors

Bart Wauters Chairman of Supervisory Board

Cynthia van Hulle Member of Supervisory Board

Inge Bruynooghe Member of Supervisory Board

Karl Hermans Member of Supervisory Board

Kristof Michielsen Member of Supervisory Board