

CIE D'ENTRPRISES CFE S.A.

ISIN: **BE0003883031** WKN: **388303**

Overview

2024/07/17 12:33:02

Price
7.32 EURDifference  -0.95% (-0.07)

General attributes

ISIN	BE0003883031
Symbol	CFEB
Exchange	Euronext Brussels
Currency	EUR
Sector	Other
Security type	Stock
Market cap (m)	183 EUR
Benchmark	BEL 20 INDEX

Market data

Bid (Bid size)	7.32 EUR (366)
Ask (Ask size)	7.36 EUR (60)
Open	7.38 EUR
High	7.38 EUR
Low	7.32 EUR
Close (prev. day)	7.39 EUR
VWAP	7.358711 EUR
Volume (pcs)	512
Trading volume	3,768.00
Number of trades	10
Last size	15

Futures and Options






Related Futures	-
Related Options	-

5y



Information about previous performance does not guarantee future performance.
Source: FactSet

Recent research

on sector		on market	
Date		Headline	Download
2024/07/15		Aktienempfehlungen Global	
2024/07/12		Global Equity Ratings	
2024/07/09		Aktienempfehlungen Österreich	
2024/07/05		Equity Weekly	
2024/06/24		Aktienempfehlungen Österreich	

Details

2024/07/17 12:33:02

Price

7.32 EUR

Difference ▼ -0.95% (-0.07)

General attributes

ISIN	BE0003883031
Symbol	CFEB
Exchange	Euronext Brussels
Currency	EUR
Sector	Other
Security type	Stock
Market cap (m)	183 EUR
Benchmark	BEL 20 INDEX

Market data

Bid (Bid size)	7.32 EUR (366)
Ask (Ask size)	7.36 EUR (60)
Open	7.38 EUR
High	7.38 EUR
Low	7.32 EUR
Close (prev. day)	7.39 EUR
VWAP	7.358711 EUR
Volume (pcs)	512
Trading volume	3,768.00
Number of trades	10
Last size	15

Performance and Risk

	6m	1y	3y
Perf (%)	-3.27%	-20.79%	-91.49%
Perf (abs.)	-0.25	-1.94	-79.41
Beta	-0.15	0.29	1.14
Volatility	22.94	25.80	151.45

5y



Information about previous performance does not guarantee future performance.
Source: FactSet

Price data

Ø price 5 days Ø volume 5 days (pcs.)	7.37 EUR (3,566)
Ø price 30 days Ø volume 30 days (pcs.)	7.58 EUR (2,756)
Ø price 100 days Ø volume 100 days (pcs.)	7.50 EUR (3,412)
Ø price 250 days Ø volume 250 days (pcs.)	7.58 EUR (4,497)
YTD High date	8.48 EUR (2024/01/31)
YTD Low date	7.10 EUR (2024/04/02)
52 Weeks High date	9.38 EUR (2023/07/17)
52 Weeks Low date	6.20 EUR (2023/10/16)

All listings for CIE D'ENTERPRISES CFE S.A.

Exchange	Date	Time	Price	Trading volume (mio.)	Number of trades
Stuttgart	2024/07/17	08:03	7.25 EUR	0.00	1
London Stock Exchange European Trade Reporting	2024/07/17	08:59	7.38 EUR	0.00	1
Frankfurt	2024/07/17	11:30	7.34 EUR	0.00	3
Euronext Brussels	2024/07/17	12:33	7.32 EUR	0.00	10
Duesseldorf	2024/07/17	09:10	7.29 EUR	0.00	2

	07/17					
Berlin	2024/ 07/17	12:40	7.35 EUR	0.00		7

Company profile

Company Logo



Contact Details

CIE D'ENTREPRISES CFE SA

--

42, avenue Herrmann-Debroux - 1160
Brüssel

Telefon: +32-2-661-12-11

Fax: +

E-mail: communication@cfe.be

Company Profile

-

Members of Management Board

Raymund Trost Chairman of Managing Board

Alexander Hodac Member of Executive Committee

Arnaud Regout Member of Executive Committee

Bruno Lambrecht Member of Executive Committee

Fabien De Jonge Member of Executive Committee

Hans Van Dromme Member of Executive Committee

Isabelle De Bruyne Member of Executive Committee

Jacques Lefèvre Member of Executive Committee

Raphael de Visser Member of Executive Committee

Valérie Van Brabant Member of Executive Committee

Board of directors

Luc Jacques Bertrand Chairman of Supervisory Board

An Herremans Member of Supervisory Board

Christian Labeyrie Member of Supervisory Board

Hélène Bostoen Member of Supervisory Board

Koen Janssen Member of Supervisory Board

Lieve Creten Member of Supervisory Board

Piet Dejonghe Member of Supervisory Board

Stéphane Burton Member of Supervisory Board