

## WEC ENERGY GROUP INC.

ISIN: US92939U1060 WKN: 92939U106

## Overview

2024/04/26 22:00:01

Price  
81.49 USDDifference  -1.59% (-1.32)

## General attributes

ISIN	US92939U1060
Symbol	WEC
Exchange	NYSE
Currency	USD
Sector	Utilities
Security type	Stock
Market cap (m)	24,018 EUR
Benchmark	S&P 500

## Market data

Bid (Bid size)	81.18 USD (100)
Ask (Ask size)	81.90 USD (100)
Open	82.81 USD
High	82.98 USD
Low	81.38 USD
Close (prev. day)	82.81 USD
VWAP	81.69704 USD
Volume (pcs)	1,945,646
Trading volume	158,994,502.99
Number of trades	25,668
Last size	-

## Futures and Options









Related Futures	-
Related Options	-

5y



Information about previous performance does not guarantee future performance.  
Source: FactSet

## Recent research

on sector		on market	
Date		Headline	Download
2024/04/26		Global Equity Ratings	
2024/04/26		Aktienempfehlungen Global	
2024/04/15		Aktienempfehlungen Österreich	
2024/04/03		Global Equity Ratings	
2024/04/03		Aktienempfehlungen Global	

## Details

2024/04/26 22:00:01

### Price

81.49 USD

 Difference ▼ -1.59% (-1.32)

### General attributes

ISIN	US92939U1060
Symbol	WEC
Exchange	NYSE
Currency	USD
Sector	Utilities
Security type	Stock
Market cap (m)	24,018 EUR
Benchmark	S&P 500

### Market data

Bid (Bid size)	81.18 USD (100)
Ask (Ask size)	81.90 USD (100)
Open	82.81 USD
High	82.98 USD
Low	81.38 USD
Close (prev. day)	82.81 USD
VWAP	81.69704 USD
Volume (pcs)	1,945,646
Trading volume	158,994,502.99
Number of trades	25,668
Last size	-

### Performance and Risk

	6m	1y	3y
Perf (%)	-1.97%	-14.93%	-14.94%
Perf (abs.)	-1.64	-14.30	-14.31
Beta	0.40	0.42	0.42
Volatility	20.64	19.10	20.64



Information about previous performance does not guarantee future performance.  
Source: FactSet

### Price data

Ø price 5 days   Ø volume 5 days (pcs.)	82.17 USD (1,834,625)
Ø price 30 days   Ø volume 30 days (pcs.)	80.72 USD (1,740,302)
Ø price 100 days   Ø volume 100 days (pcs.)	81.14 USD (2,125,491)
Ø price 250 days   Ø volume 250 days (pcs.)	84.29 USD (1,791,004)
YTD High   date	86.89 USD (2024/01/04)
YTD Low   date	75.13 USD (2024/02/13)
52 Weeks High   date	97.34 USD (2023/05/01)
52 Weeks Low   date	75.13 USD (2024/02/13)

### Arbitrage views

Exchange	Date	Time	Price	Trading volume (mio.)	Number of trades
Tradegate	2024/04/26	22:02	76.18 EUR	0.00	1
Stuttgart	2024/04/26	17:47	76.68 EUR	0.00	9
NYSE	2024/04/26	22:00	81.49 USD	158.99	25,668
Munich	2024/04/26	08:03	77.02 EUR	0.00	1
London Stock Exchange	2023/	15:30	96.38 USD	0.03	1

	01/13						
Frankfurt	2024/ 04/26	08:25	77.14	EUR	0.00		2
Euronext Milan MTF Trading After Hours	-	-	-		0.00		-
Euronext Milan MTF Global Equity Market	2024/ 04/26	17:44	76.92	EUR	0.00		1
Duesseldorf	2024/ 04/26	19:30	76.38	EUR	0.00		7
Berlin	2024/ 04/26	20:21	76.48	EUR	0.00		17

## Company profile

### Company Logo



### Contact Details

WEC ENERGY GROUP INC.

--

231 West Michigan Street - 53203  
Milwaukee

Telefon: +1-414-221-2345

Fax: +

E-mail: -

### Company Profile

-

#### Members of Management Board

Gale Klappa Chairman of Board of Directors

Ulice Payne Member of Board of Directors

Ave Bie Member of Board of Directors

Cristina Garcia-Thomas Member of Board of Directors

Curt Culver Member of Board of Directors

Danny Cunningham Member of Board of Directors

Glen Tellock Member of Board of Directors

Maria Green Member of Board of Directors

Mary Stanek Member of Board of Directors

Thomas Lane Member of Board of Directors

William Farrow Member of Board of Directors

Scott J. Lauber Chairman of Managing Board

Dan Krueger Member of Executive Committee

Gale E. Klappa Member of Executive Committee

James Schubilske Member of Executive Committee

Peggy Kelsey Member of Executive Committee

Robert M. Garvin Member of Executive Committee

Xia Liu Member of Executive Committee