

## DENKA CO. LTD.

ISIN: JP3549600009 WKN: 4061

## Overview

2023/12/29 15:30:11

Price  
17.75 USDDifference  -13.37% (-2.74)

## General attributes

ISIN	JP3549600009
Symbol	4061
Exchange	FINRA other OTC Issues
Currency	USD
Sector	Chemical / Pharmaceutical / Health
Security type	Stock
Market cap (m)	1,122 EUR
Benchmark	NIKKEI 225

## Market data

Bid (Bid size)	-
Ask (Ask size)	-
Open	17.75 USD
High	17.75 USD
Low	17.75 USD
Close (prev. day)	20.49 USD
VWAP	17.75 USD
Volume (pcs)	2,000
Trading volume	35,500.00
Number of trades	2
Last size	1,000

## Futures and Options











Related Futures	-
Related Options	-

5y



Information about previous performance does not guarantee future performance.  
Source: FactSet

## Recent research

on sector		on market	
Date		Headline	Download
2024/06/21		Global Equity Ratings	
2024/06/21		Aktienempfehlungen Global	
2024/06/14		Equity Weekly	
2024/06/14		Global Equity Ratings	
2024/06/14		Aktienempfehlungen Global	

## Details

2023/12/29 15:30:11

## Price

17.75 USD

Difference 📉 -13.37% (-2.74)

## General attributes

ISIN	JP3549600009
Symbol	4061
Exchange	FINRA other OTC Issues
Currency	USD
Sector	Chemical / Pharmaceutical / Health
Security type	Stock
Market cap (m)	1,122 EUR
Benchmark	NIKKEI 225

## Market data

Bid (Bid size)	-
Ask (Ask size)	-
Open	17.75 USD
High	17.75 USD
Low	17.75 USD
Close (prev. day)	20.49 USD
VWAP	17.75 USD
Volume (pcs)	2,000
Trading volume	35,500.00
Number of trades	2
Last size	1,000

## Performance and Risk

	6m	1y	3y
Perf (%)	-	-	-
Perf (abs.)	-	-	-
Beta	0.44	0.49	0.68
Volatility	-	-	54.85

5y



Information about previous performance does not guarantee future performance.  
Source: FactSet

## Price data

Ø price 5 days   Ø volume 5 days (pcs.)	- USD (-)
Ø price 30 days   Ø volume 30 days (pcs.)	- USD (184)
Ø price 100 days   Ø volume 100 days (pcs.)	- USD (71)
Ø price 250 days   Ø volume 250 days (pcs.)	17.75 USD (33)
YTD High   date	- USD (-)
YTD Low   date	- USD (-)
52 Weeks High   date	17.75 USD (2023/12/29)
52 Weeks Low   date	17.75 USD (2023/12/29)

## All listings for DENKA CO. LTD.

Exchange	Date	Time	Price	Trading volume (mio.)	Number of trades
Tradegate	2024/06/20	22:02	12.70 EUR	0.00	1
Tokyo Stock Exchange	2024/06/20	08:00	2,150.50 JPY	12.99	1,656
Stuttgart	2024/06/21	08:01	12.60 EUR	0.00	1
Frankfurt	2024/06/21	08:03	12.60 EUR	0.00	1
FINRA other OTC	2023/12/29	15:30	17.75 USD	0.04	2

Issues	29					
Duesseldorf	2024/06/ 21	08:10	12.50 EUR	0.00		1
Berlin	2024/06/ 21	08:09	12.60 EUR	0.00		1

## Company profile

### Company Logo

# Denka

### Company Profile

-

### Contact Details

DENKA CO.

--

Nihonbashi Mitsui Tower, 1-1, Nihonbashi-  
Muromachi 2-chome 103-8338 Chuo-  
ku, Tokyo

Telefon: +81-3-5290-5055

Fax: +81-3-5290-5059

E-mail: -