

CHUGAI PHARMACEUTICAL CO LTD

ISIN: JP3519400000 WKN: 4519

Overview

2024/07/17 09:29:48

Price

34.84 EUR

Difference  -1.47% (-0.52)

General attributes

ISIN JP3519400000

Symbol 4519

Exchange Tradegate

Currency EUR

Sector Chemical / Pharmaceutical / Health

Security type Stock

Market cap (m) 57,743 EUR

Benchmark NIKKEI 225

Market data

Bid (Bid size) 34.45 EUR (146)

Ask (Ask size) 35.23 EUR (142)

Open 35.00 EUR

High 35.00 EUR

Low 34.84 EUR

Close (prev. day) 35.36 EUR

VWAP 34.86667 EUR

Volume (pcs) 96

Trading volume 3,347.20

Number of trades 2

Last size 80

Futures and Options

Related Futures -

Related Options -










5y



Information about previous performance does not guarantee future performance.

Source: FactSet

Recent research

on sector		on market	
Date		Headline	Download
2024/07/15		Aktienempfehlungen Global	
2024/07/12		Global Equity Ratings	
2024/07/09		Aktienempfehlungen Österreich	
2024/06/24		Aktienempfehlungen Österreich	
2024/06/21		Global Equity Ratings	

Details

2024/07/17 09:29:48

Price

34.84 EUR

Difference ▼ -1.47% (-0.52)

General attributes

ISIN	JP3519400000
Symbol	4519
Exchange	Tradegate
Currency	EUR
Sector	Chemical / Pharmaceutical / Health
Security type	Stock
Market cap (m)	57,743 EUR
Benchmark	NIKKEI 225

Market data

Bid (Bid size)	34.45 EUR (146)
Ask (Ask size)	35.23 EUR (142)
Open	35.00 EUR
High	35.00 EUR
Low	34.84 EUR
Close (prev. day)	35.36 EUR
VWAP	34.86667 EUR
Volume (pcs)	96
Trading volume	3,347.20
Number of trades	2
Last size	80

Performance and Risk

	6m	1y	3y
Perf (%)	-4.95%	+40.32%	+12.65%
Perf (abs.)	-1.84	+10.16	+3.97
Beta	0.85	0.86	0.82
Volatility	31.95	28.68	27.60

5y



Information about previous performance does not guarantee future performance.
Source: FactSet

Price data

Ø price 5 days Ø volume 5 days (pcs.)	36.31 EUR (77)
Ø price 30 days Ø volume 30 days (pcs.)	32.30 EUR (142)
Ø price 100 days Ø volume 100 days (pcs.)	32.61 EUR (291)
Ø price 250 days Ø volume 250 days (pcs.)	31.47 EUR (273)
YTD High date	40.60 EUR (2024/03/08)
YTD Low date	27.32 EUR (2024/05/29)
52 Weeks High date	40.60 EUR (2024/03/08)
52 Weeks Low date	25.00 EUR (2023/07/17)

Arbitrage views

Exchange	Date	Time	Price	Trading volume (mio.)	Number of trades
Tradegate	2024/07/17	09:29	34.84 EUR	0.00	2
Tokyo Stock Exchange	2024/07/17	08:00	6,059.00 JPY	165.98	6,193
Stuttgart	2024/07/17	08:17	34.85 EUR	0.00	1
Munich	2024/07/17	08:01	34.87 EUR	0.00	1
Hanover	2024/07/17	08:06	34.50 EUR	0.00	1

	17					
Frankfurt	2024/07/17	09:59	34.59 EUR	0.00		3
FINRA other OTC Issues	2024/06/25	18:06	35.25 USD	0.04		2
Duesseldorf	2024/07/17	16:31	34.39 EUR	0.00		4
Berlin	2024/07/17	16:30	34.89 EUR	0.00		5

Company profile

Company Logo



Contact Details

CHUGAI PHARMACEUTICAL CO. LTD.

--

Nihonbashi Mitsui Tower, 15/F, 2-1-1
Nihonbashi-Muromachi - 103-8324 Tokyo

Telefon: +81-3-3281-6611

Fax: +81-3-3281-6607

E-mail: -

Company Profile

-

Members of Management Board

Osamu Okuda Chairman of Managing Board

Hitoshi Ikura Member of Executive Committee

Iwaaki Member of Executive Committee
Taniguchi

Junichi Ebihara Member of Executive Committee

Shinji Hidaka Member of Executive Committee

Tetsuya Member of Executive Committee
Yamaguchi

Yoshiyuki Yano Member of Executive Committee

Board of directors

Christoph Member of Supervisory Board
Franz

James Sabry Member of Supervisory Board

Iwaaki Member of Supervisory Board
Taniguchi

Mariko Momoi Member of Supervisory Board

Masayuki Oku Member of Supervisory Board

Motoo Ueno Member of Supervisory Board

William Member of Supervisory Board
Anderson

Yoichiro Member of Supervisory Board
Ichimaru