

LAS VEGAS SANDS CORP

ISIN: US5178341070 WKN: 517834107

Overview

2024/06/07 08:15:47

Price

39.96 EUR

Difference  -0.19% (-0.08)

General attributes

ISIN US5178341070

Symbol LVS

Exchange Stuttgart

Currency EUR

Sector Media / Entertainment / Recreation

Security type Stock

Market cap (m) 31,121 EUR

Benchmark S&P 500

Market data

Bid (Bid size) 41.685 EUR (1,500)

Ask (Ask size) 42.06 EUR (1,500)

Open 39.96 EUR

High 39.96 EUR

Low 39.96 EUR

Close (prev. day) 40.035 EUR

VWAP -

Volume (pcs) 0

Trading volume 0.00

Number of trades 3

Last size 0

Futures and Options

Related Futures 15







Related Options -

5y



Information about previous performance does not guarantee future performance.
Source: FactSet

Recent research

on sector		on market		
Date		Headline		Download
2024/05/29		Global Equity Ratings		
2024/05/29		Aktienempfehlungen Global		
2024/05/29		Aktienempfehlungen Österreich		
2024/05/13		Aktienempfehlungen Österreich		
2024/04/29		Aktienempfehlungen Österreich		

Details

2024/06/07 08:15:47

Price

39.96 EUR

Difference ▼ -0.19% (-0.08)

General attributes

ISIN	US5178341070
Symbol	LVS
Exchange	Stuttgart
Currency	EUR
Sector	Media / Entertainment / Recreation
Security type	Stock
Market cap (m)	31,121 EUR
Benchmark	S&P 500

Market data

Bid (Bid size)	41.685 EUR (1,500)
Ask (Ask size)	42.06 EUR (1,500)
Open	39.96 EUR
High	39.96 EUR
Low	39.96 EUR
Close (prev. day)	40.035 EUR
VWAP	-
Volume (pcs)	0
Trading volume	0.00
Number of trades	3
Last size	0

Performance and Risk

	6m	1y	3y
Perf (%)	-3.62%	-26.75%	-13.58%
Perf (abs.)	-1.50	-14.59	-6.28
Beta	0.97	1.02	1.16
Volatility	29.48	28.11	42.84

5y



Information about previous performance does not guarantee future performance.
Source: FactSet

Price data

Ø price 5 days Ø volume 5 days (pcs.)	40.46 EUR (0)
Ø price 30 days Ø volume 30 days (pcs.)	42.06 EUR (3)
Ø price 100 days Ø volume 100 days (pcs.)	45.78 EUR (25)
Ø price 250 days Ø volume 250 days (pcs.)	46.61 EUR (26)
YTD High date	51.45 EUR (2024/02/16)
YTD Low date	39.90 EUR (2024/06/06)
52 Weeks High date	55.05 EUR (2023/06/15)
52 Weeks Low date	39.90 EUR (2024/06/06)

Arbitrage views

Exchange	Date	Time	Price	Trading volume (mio.)	Number of trades
Vienna Stock Exchange	2024/06/07	17:32	41.61 EUR	0.00	2
Tradegate	2024/06/07	22:26	41.69 EUR	0.02	4
Stuttgart	2024/06/07	08:15	39.96 EUR	0.00	3
NYSE	2024/06/07	22:00	45.02 USD	465.01	81,560
Munich	2024/06/07	08:05	40.275 EUR	0.00	1

	07					
London Stock Exchange	2023/03/16	16:56	53.11 USD	0.96		1
Frankfurt	2024/06/07	21:38	41.565 EUR	0.00		3
Duesseldorf	2024/06/07	19:31	42.32 EUR	0.00		7
Berlin	2024/06/07	08:08	39.94 EUR	0.00		3

Company profile

Company Logo



Contact Details

LAS VEGAS SANDS CORP.

--

5420 South Durango Drive - 89113 Las Vegas

Telefon: +1-702-923-9000

Fax: +

E-mail: -

Company Profile

-

Members of Management Board

Alain Li Member of Board of Directors

Charles Forman Member of Board of Directors

Irwin Chafetz Member of Board of Directors

Lewis Kramer Member of Board of Directors

Micheline Chau Member of Board of Directors

Patrick Dumont Member of Board of Directors

Robert Glen Goldstein Chairman of Managing Board

D. Zachary Hudson Member of Executive Committee

Patrick Dumont Member of Executive Committee

Randy Hyzak Member of Executive Committee