

## DEMIRE DEUTSCHE MITTELSTAND REAL ESTATE AG

ISIN: DE000A0XFSF0 WKN: A0XFSF

## Overview

2024/08/16 08:00:32

Price  
0.875 EURDifference  -7.41% (-0.07)

## General attributes

|                |              |
|----------------|--------------|
| ISIN           | DE000A0XFSF0 |
| Symbol         | DMRE         |
| Exchange       | Frankfurt    |
| Currency       | EUR          |
| Sector         | Other        |
| Security type  | Stock        |
| Market cap (m) | 97 EUR       |
| Benchmark      | GERMANY DAX  |

## Market data

|                   |           |
|-------------------|-----------|
| Bid (Bid size)    | -         |
| Ask (Ask size)    | -         |
| Open              | 0.875 EUR |
| High              | 0.875 EUR |
| Low               | 0.875 EUR |
| Close (prev. day) | 0.945 EUR |
| VWAP              | 0.945 EUR |
| Volume (pcs)      | 0         |
| Trading volume    | 0.00      |
| Number of trades  | 2         |
| Last size         | 0         |

## Futures and Options





|                 |   |
|-----------------|---|
| Related Futures | - |
| Related Options | - |

5y



Information about previous performance does not guarantee future performance.  
Source: FactSet

## Recent research

|            | on sector   | on market                     |   |
|------------|---|-------------------------------|---|
| Date       |   | Headline                      | Download  |
| 2024/08/16 |  | Equity Weekly                 |  |
| 2024/08/13 |  | Aktienempfehlungen Österreich |  |
| 2024/08/12 |  | Global Equity Ratings         |  |
| 2024/08/12 |  | Aktienempfehlungen Global     |  |
| 2024/08/09 |  | Equity Weekly                 |  |

## Details

2024/08/16 08:00:32

Price  
0.875 EURDifference ▼ -7.41% (-0.07)

## General attributes

|                |              |
|----------------|--------------|
| ISIN           | DE000A0XFSF0 |
| Symbol         | DMRE         |
| Exchange       | Frankfurt    |
| Currency       | EUR          |
| Sector         | Other        |
| Security type  | Stock        |
| Market cap (m) | 97 EUR       |
| Benchmark      | GERMANY DAX  |

## Market data

|                   |           |
|-------------------|-----------|
| Bid (Bid size)    | -         |
| Ask (Ask size)    | -         |
| Open              | 0.875 EUR |
| High              | 0.875 EUR |
| Low               | 0.875 EUR |
| Close (prev. day) | 0.945 EUR |
| VWAP              | 0.945 EUR |
| Volume (pcs)      | 0         |
| Trading volume    | 0.00      |
| Number of trades  | 2         |
| Last size         | 0         |

## Performance and Risk

|             | 6m      | 1y      | 3y      |
|-------------|---------|---------|---------|
| Perf (%)    | +15.13% | -43.91% | -79.22% |
| Perf (abs.) | +0.12   | -0.69   | -3.34   |
| Beta        | 0.80    | 0.76    | 0.37    |
| Volatility  | 81.47   | 67.81   | 51.35   |

5y



Information about previous performance does not guarantee future performance.  
Source: FactSet

## Price data

|   |                        |
|---|------------------------|
| Ø price 5 days   Ø volume 5 days (pcs.)     | 0.770 EUR (1,339)      |
| Ø price 30 days   Ø volume 30 days (pcs.)   | 0.770 EUR (623)        |
| Ø price 100 days   Ø volume 100 days (pcs.) | 0.926 EUR (341)        |
| Ø price 250 days   Ø volume 250 days (pcs.) | 1.031 EUR (273)        |
| YTD High   date                             | 1.200 EUR (2024/05/23) |
| YTD Low   date                              | 0.630 EUR (2024/08/12) |
| 52 Weeks High   date                        | 1.640 EUR (2023/09/05) |
| 52 Weeks Low   date                         | 0.630 EUR (2024/08/12) |

## Arbitrage views

| Exchange <span>⊕</span> | Date       | Time  | Price      | Trading volume (mio.) | Number of trades |
|-------------------------|------------|-------|------------|-----------------------|------------------|
| Xetra                   | 2024/08/16 | 17:36 | 0.92 EUR   | 0.01                  | 27               |
| Tradegate               | 2024/08/16 | 22:02 | 0.92 EUR   | 0.00                  | 1                |
| Stuttgart               | 2024/08/16 | 21:55 | 0.905 EUR  | 0.01                  | 64               |
| Munich                  | 2024/08/16 | 08:00 | 0.875 EUR  | 0.00                  | 2                |
| London Stock            | 2024/01/   | 17:39 | 1.0595 EUR | 0.00                  | 1                |

|             |                |       |           |      |  |   |
|-------------|----------------|-------|-----------|------|--|---|
| Exchange    | 04             |       |           |      |  |   |
| Frankfurt   | 2024/08/<br>16 | 08:00 | 0.875 EUR | 0.00 |  | 2 |
| Duesseldorf | 2024/08/<br>16 | 19:31 | 0.86 EUR  | 0.00 |  | 6 |
| Berlin      | 2024/08/<br>16 | 08:06 | 0.925 EUR | 0.00 |  | 3 |

## Company profile

### Company Logo



### Contact Details

DEMIRE DEUTSCHE MITTELSTAND REAL ESTATE AG

--

Robert-Bosch-Strasse 11 - 63225 Langen

Telefon: +49-6103-372-49-0

Fax: +

E-mail: [info@demire.ag](mailto:info@demire.ag)

### Company Profile

-

### Members of Management Board

Frank Nickel Chairman of Managing Board

Ralf Bongers Member of Executive Committee

Tim Brückner Member of Executive Committee

### Board of directors

Markus Hofmann Chairman of Supervisory Board

Ernö Theuer Member of Supervisory Board

Frank Hölzle Member of Supervisory Board