

TERADYNE INC.

ISIN: **US8807701029** WKN: **880770102**

Overview

2024/08/21 20:01:15

Price
121.60 EUR

Difference  1.77% (2.12)

General attributes

ISIN	US8807701029
Symbol	TER
Exchange	Frankfurt
Currency	EUR
Sector	Industry
Security type	Stock
Market cap (m)	19,319 EUR
Benchmark	S&P 500

Market data

Bid (Bid size)	-
Ask (Ask size)	-
Open	117.08 EUR
High	121.60 EUR
Low	117.08 EUR
Close (prev. day)	119.48 EUR
VWAP	121.60 EUR
Volume (pcs)	8
Trading volume	972.80
Number of trades	1
Last size	8

Futures and Options











Related Futures	-
Related Options	-

5y



Information about previous performance does not guarantee future performance.
Source: FactSet

Recent research

on sector		on market	
Date		Headline	Download
2024/08/16		Equity Weekly	
2024/08/13		Aktienempfehlungen Österreich	
2024/08/12		Global Equity Ratings	
2024/08/12		Aktienempfehlungen Global	
2024/08/09		Equity Weekly	

Details

2024/08/21 20:01:15

Price

121.60 EUR

Difference ▲ 1.77% (2.12)

General attributes

ISIN	US8807701029
Symbol	TER
Exchange	Frankfurt
Currency	EUR
Sector	Industry
Security type	Stock
Market cap (m)	19,319 EUR
Benchmark	S&P 500

Market data

Bid (Bid size)	-
Ask (Ask size)	-
Open	117.08 EUR
High	121.60 EUR
Low	117.08 EUR
Close (prev. day)	119.48 EUR
VWAP	121.60 EUR
Volume (pcs)	8
Trading volume	972.80
Number of trades	1
Last size	8

Performance and Risk

	6m	1y	3y
Perf (%)	+28.25%	+28.46%	+23.89%
Perf (abs.)	+26.32	+26.47	+23.04
Beta	2.50	2.22	1.74
Volatility	52.65	44.77	45.30

5y



Information about previous performance does not guarantee future performance.
Source: FactSet

Price data

Ø price 5 days Ø volume 5 days (pcs.)	117.26 EUR (8)
Ø price 30 days Ø volume 30 days (pcs.)	123.49 EUR (54)
Ø price 100 days Ø volume 100 days (pcs.)	121.16 EUR (35)
Ø price 250 days Ø volume 250 days (pcs.)	103.33 EUR (35)
YTD High date	147.46 EUR (2024/07/17)
YTD Low date	86.50 EUR (2024/01/31)
52 Weeks High date	147.46 EUR (2024/07/17)
52 Weeks Low date	77.14 EUR (2023/11/02)

Arbitrage views

Exchange ⊕	Date	Time	Price	Trading volume (mio.)	Number of trades
Xetra	2023/11/24	17:35	84.57 EUR	0.00	2
Tradegate	2024/08/21	22:26	121.44 EUR	0.01	6
Stuttgart	2024/08/21	21:35	120.96 EUR	0.00	5
Nasdaq	2024/08/21	22:00	135.41 USD	189.83	24,828
Munich	2024/08/21	08:04	119.12 EUR	0.00	2

	21						
London Stock Exchange	2024/08/02	16:10	117.20	USD	0.01		1
Frankfurt	2024/08/21	20:01	121.60	EUR	0.00		1
Duesseldorf	2024/08/21	08:10	117.94	EUR	0.00		2
Berlin	2024/08/21	08:08	117.96	EUR	0.00		1

Company profile

Company Logo



Contact Details

TERADYNE INC.

--

600 Riverpark Drive - 01864 North Reading

Telefon: +1-978-370-2700

Fax: +

E-mail: customercare@teradyne.com

Company Profile

-

Members of Management Board

Paul Tufano Chairman of Board of Directors

Ford Tamer Member of Board of Directors

Bridget van Kralingen Member of Board of Directors

Ernest Maddock Member of Board of Directors

Marilyn Matz Member of Board of Directors

Mercedes Johnson Member of Board of Directors

Peter Herweck Member of Board of Directors

Greg Smith Chairman of Managing Board

Jim Mahon Member of Executive Committee

Sanjay Mehta Member of Executive Committee

Shannon Gath Member of Executive Committee