

EMBRACER GROUP AB SER 'B'

ISIN: SE0016828511 WKN: -

Overview

2024/07/26 19:30:07

Price

2.244 EUR

Difference  1.08% (0.02)

General attributes

ISIN	SE0016828511
Symbol	EMBRAC B
Exchange	Duesseldorf
Currency	EUR
Sector	Technology
Security type	Stock
Market cap (m)	2,982 EUR
Benchmark	OMX STOCKHOLM 30 INDEX

Market data

Bid (Bid size)	-
Ask (Ask size)	-
Open	2.279 EUR
High	2.293 EUR
Low	2.244 EUR
Close (prev. day)	2.22 EUR
VWAP	-
Volume (pcs)	0
Trading volume	0.00
Number of trades	6
Last size	0

Futures and Options

Related Futures	28
Related Options	-











5y



Information about previous performance does not guarantee future performance.

Source: FactSet

Recent research

on sector			
Date		Headline	Download
2024/07/26		Equity Weekly	
2024/07/24		Global Equity Ratings	
2024/07/24		Aktienempfehlungen Global	
2024/07/15		Aktienempfehlungen Global	
2024/07/12		Global Equity Ratings	

Details

2024/07/26 19:30:07

Price

2.244 EUR

Difference ▲ 1.08% (0.02)

General attributes

ISIN	SE0016828511
Symbol	EMBRAC B
Exchange	Duesseldorf
Currency	EUR
Sector	Technology
Security type	Stock
Market cap (m)	2,982 EUR
Benchmark	OMX STOCKHOLM 30 INDEX

Market data

Bid (Bid size)	-
Ask (Ask size)	-
Open	2.279 EUR
High	2.293 EUR
Low	2.244 EUR
Close (prev. day)	2.22 EUR
VWAP	-
Volume (pcs)	0
Trading volume	0.00
Number of trades	6
Last size	0

Performance and Risk

	6m	1y	3y
Perf (%)	+19.77%	-11.91%	-79.33%
Perf (abs.)	+0.37	-0.30	-8.61
Beta	0.52	1.52	1.30
Volatility	64.68	61.90	70.25

5y



Information about previous performance does not guarantee future performance.
Source: FactSet

Price data

Ø price 5 days Ø volume 5 days (pcs.)	2.126 EUR (0)
Ø price 30 days Ø volume 30 days (pcs.)	2.059 EUR (9)
Ø price 100 days Ø volume 100 days (pcs.)	2.073 EUR (103)
Ø price 250 days Ø volume 250 days (pcs.)	2.002 EUR (134)
YTD High date	2.621 EUR (2024/05/16)
YTD Low date	1.319 EUR (2024/03/15)
52 Weeks High date	2.661 EUR (2023/07/31)
52 Weeks Low date	1.319 EUR (2024/03/15)

Arbitrage views

Exchange ⊕	Date	Time	Price	Trading volume (mio.)	Number of trades
Tradegate	2024/07/26	22:26	2.328 EUR	0.01	7
Stuttgart	2024/07/26	15:08	2.288 EUR	0.00	10
Nasdaq Stockholm	2024/07/26	18:00	27.25 SEK	129.13	4,362
Munich	2024/07/26	08:19	2.288 EUR	0.00	2
London Stock	2024/07/26	13:25	23.6765 SEK	1.68	2

Exchange	22				
Frankfurt	2024/07/26	17:15	2.263 EUR	0.00	6
FINRA other OTC Issues	2024/07/19	15:45	2.22 USD	0.00	1
Duesseldorf	2024/07/26	19:30	2.244 EUR	0.00	6
Berlin	2024/07/26	21:43	2.324 EUR	0.00	17

Company profile

Company Logo



Company Profile

-

Contact Details

EMBRACER GROUP

--

Telefon: -

Fax: -

E-mail: -