

## GFL ENVIRONMENTAL INC.

ISIN: CA36168Q1046 WKN: 36168Q104

## Overview

2024/08/09 22:02:10

## Price

36.40 EUR

Difference  0.00% (0.00)

## General attributes

ISIN	CA36168Q1046
Symbol	GFL
Exchange	Tradegate
Currency	EUR
Sector	Utilities
Security type	Stock
Market cap (m)	13,223 EUR
Benchmark	S&P/TSX 60 INDEX

## Market data

Bid (Bid size)	35.80 EUR (139)
Ask (Ask size)	36.60 EUR (136)
Open	36.40 EUR
High	36.40 EUR
Low	36.40 EUR
Close (prev. day)	36.40 EUR
VWAP	36.59889 EUR
Volume (pcs)	-
Trading volume	-
Number of trades	1
Last size	-

## Futures and Options




Related Futures	-
Related Options	-

5y



Information about previous performance does not guarantee future performance.  
Source: FactSet

## Recent research

on sector	Date	Headline	Download
	2024/07/29	 Aktienempfehlungen Österreich	
	2024/07/26	 Equity Weekly	
	2024/07/24	 Global Equity Ratings	
	2024/07/24	 Aktienempfehlungen Global	
	2024/07/15	 Aktienempfehlungen Global	

## Details

2024/08/09 22:02:10

### Price

36.40 EUR

 Difference ↔ 0.00% (0.00)

### General attributes

ISIN	CA36168Q1046
Symbol	GFL
Exchange	Tradegate
Currency	EUR
Sector	Utilities
Security type	Stock
Market cap (m)	13,223 EUR
Benchmark	S&P/TSX 60 INDEX

### Market data

Bid (Bid size)	35.80 EUR (139)
Ask (Ask size)	36.60 EUR (136)
Open	36.40 EUR
High	36.40 EUR
Low	36.40 EUR
Close (prev. day)	36.40 EUR
VWAP	36.59889 EUR
Volume (pcs)	-
Trading volume	-
Number of trades	1
Last size	-

### Performance and Risk

	6m	1y	3y
Perf (%)	+10.98%	+18.95%	+22.15%
Perf (abs.)	+3.60	+5.80	+6.60
Beta	0.49	0.68	1.21
Volatility	31.27	30.03	31.43

5y



Information about previous performance does not guarantee future performance.  
Source: FactSet

### Price data

Ø price 5 days   Ø volume 5 days (pcs.)	36.16 EUR (82)
Ø price 30 days   Ø volume 30 days (pcs.)	35.99 EUR (28)
Ø price 100 days   Ø volume 100 days (pcs.)	33.12 EUR (45)
Ø price 250 days   Ø volume 250 days (pcs.)	31.29 EUR (34)
YTD High   date	37.20 EUR (2024/08/01)
YTD Low   date	28.40 EUR (2024/05/29)
52 Weeks High   date	37.20 EUR (2024/08/01)
52 Weeks Low   date	25.00 EUR (2023/11/28)

### Arbitrage views

Exchange <span>⊕</span>	Date	Time	Price	Trading volume (mio.)	Number of trades
Tradegate	2024/08/09	22:02	36.40 EUR	0.00	1
Toronto Stock Exchange	2024/08/09	22:00	54.33 CAD	11.74	1,769
Stuttgart	2024/08/09	16:27	35.00 EUR	0.00	6
NYSE	2024/08/09	22:00	39.57 USD	135.99	17,052
Munich	2024/08/09	08:02	36.20 EUR	0.00	1

	09						
Frankfurt	2024/08/09	08:01	36.20	EUR	0.00		1
Duesseldorf	2024/08/09	19:30	36.00	EUR	0.00		5

## Company profile

### Company Logo



### Company Profile

-

### Contact Details

GFL ENVIRONMENTAL

--

----

Telefon: -

Fax: -

E-mail: -