

## NUFARM LTD.

ISIN: AU000000NUF3

WKN: NUF

## Overview

2024/07/10 08:10:47

Price  
4.47 AUDDifference  -1.76% (-0.08)

## General attributes

ISIN	AU000000NUF3
Symbol	NUF
Exchange	Australian Securities Exchange
Currency	AUD
Sector	Chemical / Pharmaceutical / Health
Security type	Stock
Market cap (m)	1,065 EUR
Benchmark	MSCI WORLD INDEX (STRD, UHD)

## Market data

Bid (Bid size)	4.47 AUD (17,561)
Ask (Ask size)	4.49 AUD (4,241)
Open	4.52 AUD
High	4.54 AUD
Low	4.47 AUD
Close (prev. day)	4.55 AUD
VWAP	4.487636 AUD
Volume (pcs)	673,878
Trading volume	3,024,119.32
Number of trades	2,407
Last size	-

## Futures and Options

Related Futures	-
Related Options	-






5y



Information about previous performance does not guarantee future performance.  
Source: FactSet

## Recent research

on sector

Date	Headline	Download
2024/07/09	 Aktienempfehlungen Österreich	
2024/06/24	 Aktienempfehlungen Österreich	
2024/06/21	 Global Equity Ratings	
2024/06/21	 Aktienempfehlungen Global	
2024/06/14	 Equity Weekly	

## Details

2024/07/10 08:10:47

### Price

4.47 AUD

**Difference** ▼ -1.76% (-0.08)

### General attributes

ISIN	AU000000NUF3
Symbol	NUF
Exchange	Australian Securities Exchange
Currency	AUD
Sector	Chemical / Pharmaceutical / Health
Security type	Stock
Market cap (m)	1,065 EUR
Benchmark	MSCI WORLD INDEX (STRD, UHD)

### Market data

Bid (Bid size)	4.47 AUD (17,561)
Ask (Ask size)	4.49 AUD (4,241)
Open	4.52 AUD
High	4.54 AUD
Low	4.47 AUD
Close (prev. day)	4.55 AUD
VWAP	4.487636 AUD
Volume (pcs)	673,878
Trading volume	3,024,119.32
Number of trades	2,407
Last size	-

### Performance and Risk

	6m	1y	3y
Perf (%)	-14.20%	-13.71%	+2.05%
Perf (abs.)	-0.74	-0.71	+0.09
Beta	0.50	0.53	0.18
Volatility	24.73	25.27	32.67



Information about previous performance does not guarantee future performance.  
Source: FactSet

### Price data

Ø price 5 days   Ø volume 5 days (pcs.)	4.55 AUD (479,568)
Ø price 30 days   Ø volume 30 days (pcs.)	4.63 AUD (1,003,745)
Ø price 100 days   Ø volume 100 days (pcs.)	5.11 AUD (985,543)
Ø price 250 days   Ø volume 250 days (pcs.)	5.04 AUD (1,003,713)
YTD High   date	5.99 AUD (2024/03/07)
YTD Low   date	4.33 AUD (2024/05/23)
52 Weeks High   date	5.99 AUD (2024/03/07)
52 Weeks Low   date	4.29 AUD (2023/10/31)

### All listings for NUFARM LTD.

Exchange	Date	Time	Price	Trading volume (mio.)	Number of trades
Tradegate	2024/07/09	22:02	2.84 EUR	0.00	1
Stuttgart	2024/07/10	08:16	2.72 EUR	0.00	1
Munich	2024/07/10	08:09	2.84 EUR	0.00	1
Frankfurt	2024/07/10	08:02	2.74 EUR	0.00	1
FINRA other OTC Issues	2024/05/	15:30	3.35 USD	0.00	2

	07						
Duesseldorf	2024/07/10	09:30	2.74	EUR	0.00		2
Berlin	2024/07/10	11:22	2.80	EUR	0.00		3
Australian Securities Exchange	2024/07/10	08:10	4.47	AUD	3.02		2,407

## Company profile

### Company Logo



### Company Profile

-

### Contact Details

NUFARM

--

103-105 Pipe Road - 3026 LAVERTON  
NORTH, VIC

Telefon: +61 (03) 9282 1000

Fax: +61 (03) 9282 1007

E-mail:  
[corporate.information@au.nufarm.com](mailto:corporate.information@au.nufarm.com)