

## BICO GROUP AB SER. B

ISIN: SE0013647385 WKN: CLNK

## Overview

2024/04/26 21:43:10

Price

3.902 EUR

Difference  2.15% (0.08)

## General attributes

ISIN	SE0013647385
Symbol	BICO
Exchange	Berlin
Currency	EUR
Sector	Chemical / Pharmaceutical / Health
Security type	Stock
Market cap (m)	269 EUR
Benchmark	OMX STOCKHOLM 30 INDEX

## Market data

Bid (Bid size)	-
Ask (Ask size)	-
Open	3.852 EUR
High	3.904 EUR
Low	3.844 EUR
Close (prev. day)	3.82 EUR
VWAP	-
Volume (pcs)	0
Trading volume	0.00
Number of trades	18
Last size	0

## Futures and Options

Related Futures	-
Related Options	-




5y



Information about previous performance does not guarantee future performance.

Source: FactSet

## Recent research

on sector			
Date		Headline	Download
2024/04/26		Global Equity Ratings	
2024/04/26		Aktienempfehlungen Global	
2024/04/15		Aktienempfehlungen Österreich	
2024/04/03		Global Equity Ratings	
2024/04/03		Aktienempfehlungen Global	

## Details

2024/04/26 21:43:10

## Price

3.902 EUR

Difference ▲ 2.15% (0.08)

## General attributes

ISIN	SE0013647385
Symbol	BICO
Exchange	Berlin
Currency	EUR
Sector	Chemical / Pharmaceutical / Health
Security type	Stock
Market cap (m)	269 EUR
Benchmark	OMX STOCKHOLM 30 INDEX

## Market data

Bid (Bid size)	-
Ask (Ask size)	-
Open	3.852 EUR
High	3.904 EUR
Low	3.844 EUR
Close (prev. day)	3.82 EUR
VWAP	-
Volume (pcs)	0
Trading volume	0.00
Number of trades	18
Last size	0

## Performance and Risk

	6m	1y	3y
Perf (%)	+66.25%	-17.23%	-92.18%
Perf (abs.)	+1.56	-0.81	-46.00
Beta	3.29	2.15	1.86
Volatility	92.24	85.51	104.81

5y



Information about previous performance does not guarantee future performance.  
Source: FactSet

## Price data

Ø price 5 days   Ø volume 5 days (pcs.)	3.950 EUR (0)
Ø price 30 days   Ø volume 30 days (pcs.)	3.831 EUR (220)
Ø price 100 days   Ø volume 100 days (pcs.)	4.477 EUR (80)
Ø price 250 days   Ø volume 250 days (pcs.)	3.946 EUR (95)
YTD High   date	5.456 EUR (2024/01/03)
YTD Low   date	3.380 EUR (2024/03/25)
52 Weeks High   date	6.462 EUR (2023/05/03)
52 Weeks Low   date	2.049 EUR (2023/10/18)

## Arbitrage views

Exchange <span>⊕</span>	Date	Time	Price	Trading volume (mio.)	Number of trades
Tradegate	2024/04/26	22:26	3.90 EUR	0.03	15
Stuttgart	2024/04/26	15:46	3.838 EUR	0.00	14
Nasdaq Stockholm	2024/04/26	17:29	45.60 SEK	4.99	445
Munich	2024/04/26	08:11	3.87 EUR	0.00	2
Frankfurt	2024/04/26	08:08	3.80 EUR	0.00	2

	26					
FINRA other OTC Issues	2024/04/22	16:53	4.30 USD	0.00		2
Duesseldorf	2024/04/26	19:32	3.864 EUR	0.00		7
Berlin	2024/04/26	21:43	3.902 EUR	0.00		18

## Company profile

### Company Logo



### Company Profile

-

### Contact Details

BICO GROUP

--

----

Telefon: -

Fax: -

E-mail: -