

## BICO GROUP AB SER. B

ISIN: SE0013647385 WKN: CLNK

## Overview

2024/04/30 19:31:54

Price  
3.93 EURDifference  -2.14% (-0.09)

## General attributes

ISIN	SE0013647385
Symbol	BICO
Exchange	Duesseldorf
Currency	EUR
Sector	Chemical / Pharmaceutical / Health
Security type	Stock
Market cap (m)	272 EUR
Benchmark	OMX STOCKHOLM 30 INDEX

## Market data

Bid (Bid size)	3.908 EUR (640)
Ask (Ask size)	3.988 EUR (640)
Open	4.012 EUR
High	4.096 EUR
Low	3.892 EUR
Close (prev. day)	4.016 EUR
VWAP	-
Volume (pcs)	0
Trading volume	0.00
Number of trades	7
Last size	0

## Futures and Options

Related Futures	-
Related Options	-





5y



Information about previous performance does not guarantee future performance.  
Source: FactSet

## Recent research

on sector

Date	Headline	Download
2024/04/29	 Aktienempfehlungen Österreich	
2024/04/26	 Global Equity Ratings	
2024/04/26	 Aktienempfehlungen Global	
2024/04/15	 Aktienempfehlungen Österreich	
2024/04/03	 Global Equity Ratings	

## Details

2024/04/30 19:31:54

## Price

3.93 EUR

Difference ▼ -2.14% (-0.09)

## General attributes

ISIN	SE0013647385
Symbol	BICO
Exchange	Duesseldorf
Currency	EUR
Sector	Chemical / Pharmaceutical / Health
Security type	Stock
Market cap (m)	272 EUR
Benchmark	OMX STOCKHOLM 30 INDEX

## Market data

Bid (Bid size)	3.908 EUR (640)
Ask (Ask size)	3.988 EUR (640)
Open	4.012 EUR
High	4.096 EUR
Low	3.892 EUR
Close (prev. day)	4.016 EUR
VWAP	-
Volume (pcs)	0
Trading volume	0.00
Number of trades	7
Last size	0

## Performance and Risk

	6m	1y	3y
Perf (%)	+60.08%	-19.52%	-91.75%
Perf (abs.)	+1.48	-0.95	-43.73
Beta	3.40	2.16	1.86
Volatility	87.12	77.36	103.35

5y



Information about previous performance does not guarantee future performance.  
Source: FactSet

## Price data

Ø price 5 days   Ø volume 5 days (pcs.)	3.88 EUR (0)
Ø price 30 days   Ø volume 30 days (pcs.)	3.79 EUR (58)
Ø price 100 days   Ø volume 100 days (pcs.)	4.42 EUR (20)
Ø price 250 days   Ø volume 250 days (pcs.)	3.91 EUR (54)
YTD High   date	5.39 EUR (2024/01/02)
YTD Low   date	3.39 EUR (2024/03/25)
52 Weeks High   date	6.33 EUR (2023/12/14)
52 Weeks Low   date	2.02 EUR (2023/10/18)

## Arbitrage views

Exchange <span>⊕</span>	Date	Time	Price	Trading volume (mio.)	Number of trades
Tradegate	2024/04/30	22:26	3.894 EUR	0.03	21
Stuttgart	2024/04/30	16:15	3.89 EUR	0.00	14
Nasdaq Stockholm	2024/04/30	12:59	46.30 SEK	2.62	282
Munich	2024/04/30	08:03	4.002 EUR	0.00	1
Frankfurt	2024/04/30	08:07	4.002 EUR	0.00	2

	30					
FINRA other OTC Issues	2024/05/ 01	16:47	4.02 USD	0.00		1
Duesseldorf	2024/04/ 30	19:31	3.93 EUR	0.00		7
Berlin	2024/04/ 30	21:43	3.936 EUR	0.00		17

## Company profile

### Company Logo



### Company Profile

-

### Contact Details

BICO GROUP

--

----

Telefon: -

Fax: -

E-mail: -