

GOLD RESERVE INC.

ISIN: CA38068N3067 WKN: -

Overview

2024/09/18 08:03:36

Price

3.38 EUR

Difference  0.00% (0.00)

General attributes

ISIN	CA38068N3067
Symbol	-
Exchange	Munich
Currency	EUR
Sector	-
Security type	Stock
Market cap (m)	401 EUR
Benchmark	S&P 500

Market data

Bid (Bid size)	3.26 EUR (3,000)
Ask (Ask size)	3.44 EUR (3,000)
Open	3.38 EUR
High	3.38 EUR
Low	3.38 EUR
Close (prev. day)	3.38 EUR
VWAP	3.98 EUR
Volume (pcs)	0
Trading volume	0.00
Number of trades	1
Last size	0

Futures and Options











Related Futures	-
Related Options	-

5y



Information about previous performance does not guarantee future performance.
Source: FactSet

Recent research

on market			
Date		Headline	Download
2024/09/11		Global Equity Ratings	
2024/09/11		Aktienempfehlungen Global	
2024/09/09		Marktkommentar	
2024/09/05		Global Equity Ratings	
2024/09/05		Aktienempfehlungen Global	

Details

2024/09/18 08:03:36

Price

3.38 EUR

Difference ↔ 0.00% (0.00)

General attributes

ISIN	CA38068N3067
Symbol	-
Exchange	Munich
Currency	EUR
Sector	-
Security type	Stock
Market cap (m)	401 EUR
Benchmark	S&P 500

Market data

Bid (Bid size)	3.26 EUR (3,000)
Ask (Ask size)	3.44 EUR (3,000)
Open	3.38 EUR
High	3.38 EUR
Low	3.38 EUR
Close (prev. day)	3.38 EUR
VWAP	3.98 EUR
Volume (pcs)	0
Trading volume	0.00
Number of trades	1
Last size	0

Performance and Risk

	6m	1y	3y
Perf (%)	+16.55%	+34.13%	+141.43%
Perf (abs.)	+0.48	+0.86	+1.98
Beta	-	-	-
Volatility	35.65	43.23	44.99

5y



Information about previous performance does not guarantee future performance.
Source: FactSet

Price data

Ø price 5 days Ø volume 5 days (pcs.)	3.39 EUR (0)
Ø price 30 days Ø volume 30 days (pcs.)	3.40 EUR (0)
Ø price 100 days Ø volume 100 days (pcs.)	3.55 EUR (4)
Ø price 250 days Ø volume 250 days (pcs.)	2.94 EUR (33)
YTD High date	4.20 EUR (2024/06/12)
YTD Low date	2.54 EUR (2024/01/02)
52 Weeks High date	4.20 EUR (2024/06/12)
52 Weeks Low date	2.00 EUR (2023/10/18)

Arbitrage views

Exchange ↕	Date	Time	Price	Trading volume (mio.)	Number of trades
TSX Venture Exchange	2024/09/18	20:28	5.13 CAD	0.04	3
Stuttgart	2024/09/18	18:28	3.16 EUR	0.00	3
Munich	2024/09/18	08:03	3.38 EUR	0.00	1
Frankfurt	2024/09/18	08:11	3.38 EUR	0.00	1
FINRA other OTC	2024/09/18	20:28	3.78 USD	0.04	8

Issues	18					
Duesseldorf	2024/09/ 18	19:32	3.26 EUR	0.00		5
Berlin	2024/09/ 18	20:48	3.28 EUR	0.00		20

Company profile

Company Logo



Company Profile

-

Contact Details

GOLD RESERVE

--

Telefon: -

Fax: -

E-mail: -