

MCPHY ENERGY SAS

ISIN: FR0011742329 WKN: -

Overview

2024/09/13 09:27:10

Price
2.035 EURDifference  -0.25% (-0.01)

General attributes

ISIN	FR0011742329
Symbol	ALMCP
Exchange	Munich
Currency	EUR
Sector	Energy / Commodities
Security type	Stock
Market cap (m)	60 EUR
Benchmark	CAC 40 INDEX

Market data

Bid (Bid size)	2.005 EUR (500)
Ask (Ask size)	2.065 EUR (500)
Open	2.04 EUR
High	2.04 EUR
Low	2.035 EUR
Close (prev. day)	2.04 EUR
VWAP	2.035 EUR
Volume (pcs)	350
Trading volume	712.25
Number of trades	3
Last size	100

Futures and Options






Related Futures	-
Related Options	-

5y



Information about previous performance does not guarantee future performance.
Source: FactSet

Recent research

on sector		on market	
Date		Headline	Download
2024/09/11		Global Equity Ratings	
2024/09/11		Aktienempfehlungen Global	
2024/09/09		Aktienempfehlungen Österreich	
2024/09/06		Equity Weekly	
2024/09/05		Global Equity Ratings	

Details

2024/09/13 09:27:10

Price

2.035 EUR

Difference ▼ -0.25% (-0.01)

General attributes

ISIN	FR0011742329
Symbol	ALMCP
Exchange	Munich
Currency	EUR
Sector	Energy / Commodities
Security type	Stock
Market cap (m)	60 EUR
Benchmark	CAC 40 INDEX

Market data

Bid (Bid size)	2.005 EUR (500)
Ask (Ask size)	2.065 EUR (500)
Open	2.04 EUR
High	2.04 EUR
Low	2.035 EUR
Close (prev. day)	2.04 EUR
VWAP	2.035 EUR
Volume (pcs)	350
Trading volume	712.25
Number of trades	3
Last size	100

Performance and Risk

	6m	1y	3y
Perf (%)	+20.20%	-66.94%	-88.81%
Perf (abs.)	+0.34	-4.12	-16.15
Beta	-	-	-
Volatility	83.71	70.03	61.89

5y



Information about previous performance does not guarantee future performance.
Source: FactSet

Price data

Ø price 5 days Ø volume 5 days (pcs.)	2.057 EUR (167)
Ø price 30 days Ø volume 30 days (pcs.)	2.161 EUR (263)
Ø price 100 days Ø volume 100 days (pcs.)	2.522 EUR (133)
Ø price 250 days Ø volume 250 days (pcs.)	2.865 EUR (82)
YTD High date	3.470 EUR (2024/05/15)
YTD Low date	1.568 EUR (2024/03/18)
52 Weeks High date	6.155 EUR (2023/09/14)
52 Weeks Low date	1.568 EUR (2024/03/18)

All listings for MCPHY ENERGY SAS

Exchange ⊕	Date	Time	Price	Trading volume (mio.)	Number of trades
Stuttgart	2024/09/13	16:37	2.025 EUR	0.00	13
Munich	2024/09/13	09:27	2.035 EUR	0.00	3
London Stock Exchange	2024/04/18	12:54	1.89 EUR	0.00	1
Frankfurt	2024/09/13	10:41	2.02 EUR	0.00	1
FINRA other OTC	2024/09/13	19:59	2.165 USD	0.00	1

Issues	13					
Euronext Growth Paris	2024/09/ 13	17:35	2.035 EUR	0.06		171
Duesseldorf	2024/09/ 13	08:11	2.01 EUR	0.00		3
Berlin	2024/09/ 13	08:07	2.04 EUR	0.00		3

Company profile

Company Logo



Company Profile

-

Contact Details

MCPHY ENERGY

--

Telefon: -

Fax: -

E-mail: -