

COSTAR GROUP INC.

ISIN: **US22160N1090** WKN: **22160N109**

Overview

2024/07/12 22:26:42

Price
69.49 EURDifference  0.39% (0.27)

General attributes

ISIN	US22160N1090
Symbol	CSGP
Exchange	Tradegate
Currency	EUR
Sector	Other
Security type	Stock
Market cap (m)	28,476 EUR
Benchmark	S&P 500

Market data

Bid (Bid size)	69.00 EUR (90)
Ask (Ask size)	70.06 EUR (90)
Open	68.78 EUR
High	70.28 EUR
Low	68.78 EUR
Close (prev. day)	69.22 EUR
VWAP	69.03286 EUR
Volume (pcs)	70
Trading volume	4,832.30
Number of trades	4
Last size	-

Futures and Options







Related Futures	-
Related Options	-

5y



Information about previous performance does not guarantee future performance.
Source: FactSet

Recent research

on sector		on market	
Date		Headline	Download
2024/07/12		Global Equity Ratings	
2024/07/12		Aktienempfehlungen Global	
2024/07/09		Aktienempfehlungen Österreich	
2024/07/05		Equity Weekly	
2024/06/24		Aktienempfehlungen Österreich	

Details

2024/07/12 22:26:42

Price

69.49 EUR

 Difference ▲ 0.39% (0.27)

General attributes

ISIN	US22160N1090
Symbol	CSGP
Exchange	Tradegate
Currency	EUR
Sector	Other
Security type	Stock
Market cap (m)	28,476 EUR
Benchmark	S&P 500

Market data

Bid (Bid size)	69.00 EUR (90)
Ask (Ask size)	70.06 EUR (90)
Open	68.78 EUR
High	70.28 EUR
Low	68.78 EUR
Close (prev. day)	69.22 EUR
VWAP	69.03286 EUR
Volume (pcs)	70
Trading volume	4,832.30
Number of trades	4
Last size	-

Performance and Risk

	6m	1y	3y
Perf (%)	-8.13%	-12.15%	-3.12%
Perf (abs.)	-6.22	-9.72	-2.26
Beta	0.76	1.08	1.15
Volatility	30.66	28.77	33.21

5y



Information about previous performance does not guarantee future performance.
Source: FactSet

Price data

Ø price 5 days Ø volume 5 days (pcs.)	67.83 EUR (99)
Ø price 30 days Ø volume 30 days (pcs.)	69.24 EUR (69)
Ø price 100 days Ø volume 100 days (pcs.)	78.51 EUR (66)
Ø price 250 days Ø volume 250 days (pcs.)	76.83 EUR (47)
YTD High date	92.50 EUR (2024/03/18)
YTD Low date	65.53 EUR (2024/07/10)
52 Weeks High date	92.50 EUR (2024/03/18)
52 Weeks Low date	63.00 EUR (2023/10/25)

Arbitrage views

Exchange	Date	Time	Price	Trading volume (mio.)	Number of trades
Tradegate	2024/07/12	22:26	69.49 EUR	0.00	4
Stuttgart	2024/07/12	20:14	70.13 EUR	0.00	6
Nasdaq	2024/07/12	22:00	75.79 USD	196.37	34,044
Munich	2024/07/12	08:02	68.80 EUR	0.00	2
Frankfurt	2024/07/12	11:29	68.67 EUR	0.00	3
Berlin	2024/07/12	20:30	70.27 EUR	0.00	19

Company profile

Company Logo



Contact Details

COSTAR GROUP INC.

--

1331 L Street, North West - 20005
Washington

Telefon: +1-202-346-6500

Fax: +

E-mail: sales@costar.com

Company Profile

-

Members of Management Board

Michael Klein Chairman of Board of Directors

Angelique Brunner Member of Board of Directors

Christopher Nassetta Member of Board of Directors

John Hill Member of Board of Directors

Laura Kaplan Member of Board of Directors

Louise Sams Member of Board of Directors

Robert Musslewhite Member of Board of Directors

Andrew C. Florance Chairman of Managing Board

Frank Simuro Member of Executive Committee

Fred Saint Member of Executive Committee

Gene Boxer Member of Executive Committee

Jason Butler Member of Executive Committee

Lisa Ruggles Member of Executive Committee

Michael Desmarais Member of Executive Committee

Scott Wheeler Member of Executive Committee