

MOTOR OIL REFIN SA

ISIN: **GRS426003000** WKN: -

Overview

2023/09/19 16:13:48

Price

24.45 USD

Difference  53.39% (8.51)

General attributes

ISIN	GRS426003000
Symbol	MOH
Exchange	FINRA other OTC Issues
Currency	USD
Sector	Energy / Commodities
Security type	Stock
Market cap (m)	2,583 EUR
Benchmark	GREECE

Market data

Bid (Bid size)	-
Ask (Ask size)	-
Open	24.45 USD
High	24.45 USD
Low	24.45 USD
Close (prev. day)	15.94 USD
VWAP	24.45 USD
Volume (pcs)	500
Trading volume	12,225.00
Number of trades	1
Last size	500

Futures and Options

Related Futures	-
Related Options	-






5y



Information about previous performance does not guarantee future performance.

Source: FactSet

Recent research

on sector		on market	
Date		Headline	Download
2024/07/26		Equity Weekly	
2024/07/24		Global Equity Ratings	
2024/07/24		Aktienempfehlungen Global	
2024/07/15		Aktienempfehlungen Global	
2024/07/12		Equity Weekly	

Details

2023/09/19 16:13:48

Price

24.45 USD

Difference ▲ 53.39% (8.51)

General attributes

ISIN	GRS426003000
Symbol	MOH
Exchange	FINRA other OTC Issues
Currency	USD
Sector	Energy / Commodities
Security type	Stock
Market cap (m)	2,583 EUR
Benchmark	GREECE

Market data

Bid (Bid size)	-
Ask (Ask size)	-
Open	24.45 USD
High	24.45 USD
Low	24.45 USD
Close (prev. day)	15.94 USD
VWAP	24.45 USD
Volume (pcs)	500
Trading volume	12,225.00
Number of trades	1
Last size	500

Performance and Risk

	6m	1y	3y
Perf (%)	-	+27.15%	-
Perf (abs.)	-	+5.22	-
Beta	1.09	1.06	0.91
Volatility	-	150.11	120.93

5y



Information about previous performance does not guarantee future performance.
Source: FactSet

Price data

Ø price 5 days Ø volume 5 days (pcs.)	11.92 USD (160)
Ø price 30 days Ø volume 30 days (pcs.)	- USD (2,938)
Ø price 100 days Ø volume 100 days (pcs.)	- USD (2,938)
Ø price 250 days Ø volume 250 days (pcs.)	- USD (2,938)
YTD High date	24.45 USD (2023/09/19)
YTD Low date	24.45 USD (2023/09/19)
52 Weeks High date	24.45 USD (2023/09/19)
52 Weeks Low date	15.94 USD (2022/10/03)

All listings for MOTOR OIL REFIN SA

Exchange ⊕	Date	Time	Price	Trading volume (mio.)	Number of trades
Stuttgart	2024/07/26	08:17	22.62 EUR	0.00	3
Munich	2024/07/26	08:19	23.34 EUR	0.00	2
London Stock Exchange European Trade Reporting	2023/12/21	11:09	24.15 EUR	0.12	1
Frankfurt	2024/07/26	08:24	22.80 EUR	0.00	2
FINRA other OTC Issues	2023/	16:13	24.45 USD	0.01	1

	09/19					
Duesseldorf	2024/ 07/26	08:11	22.68	EUR	0.00	3
Berlin	2024/ 07/26	21:35	23.32	EUR	0.00	10
Athens Stock Exchange	2024/ 07/26	16:19	23.32	EUR	2.93	887

Company profile

Company Logo



Company Profile

-

Contact Details

MOTOR OIL HELLAS

--

Herodou Attikou 12A Maroussi - 15124
Athens

Telefon: 30 210 809 4000

Fax: 30 210 809 4444

E-mail: -