

BETSSON AB SER. B

ISIN: SE0020845014 WKN: 5145133

Overview

2024/04/30 08:03:57

Price
10.37 EURDifference  -0.10% (-0.01)

General attributes

ISIN	SE0020845014
Symbol	BETS B
Exchange	Munich
Currency	EUR
Sector	Media / Entertainment / Recreation
Security type	Stock
Market cap (m)	1,267 EUR
Benchmark	OMX STOCKHOLM 30 INDEX

Market data

Bid (Bid size)	-
Ask (Ask size)	-
Open	10.37 EUR
High	10.37 EUR
Low	10.37 EUR
Close (prev. day)	10.38 EUR
VWAP	10.10 EUR
Volume (pcs)	0
Trading volume	0.00
Number of trades	2
Last size	0

Futures and Options







Related Futures	28
Related Options	-

5y



Information about previous performance does not guarantee future performance.
Source: FactSet

Recent research

on sector		
Date	Headline	Download
2024/04/29	 Aktienempfehlungen Österreich	
2024/04/26	 Global Equity Ratings	
2024/04/26	 Aktienempfehlungen Global	
2024/04/15	 Aktienempfehlungen Österreich	
2024/04/03	 Global Equity Ratings	

Details

2024/04/30 08:03:57

Price

10.37 EUR

Difference ▼ -0.10% (-0.01)

General attributes

ISIN	SE0020845014
Symbol	BETS B
Exchange	Munich
Currency	EUR
Sector	Media / Entertainment / Recreation
Security type	Stock
Market cap (m)	1,267 EUR
Benchmark	OMX STOCKHOLM 30 INDEX

Market data

Bid (Bid size)	-
Ask (Ask size)	-
Open	10.37 EUR
High	10.37 EUR
Low	10.37 EUR
Close (prev. day)	10.38 EUR
VWAP	10.10 EUR
Volume (pcs)	0
Trading volume	0.00
Number of trades	2
Last size	0

Performance and Risk

	6m	1y	3y
Perf (%)	+9.39%	+8.93%	+34.15%
Perf (abs.)	+0.89	+0.85	+2.64
Beta	0.78	0.76	0.67
Volatility	30.27	29.03	30.94

5y



Information about previous performance does not guarantee future performance.
Source: FactSet

Price data

Ø price 5 days Ø volume 5 days (pcs.)	9.71 EUR (0)
Ø price 30 days Ø volume 30 days (pcs.)	9.36 EUR (0)
Ø price 100 days Ø volume 100 days (pcs.)	9.63 EUR (0)
Ø price 250 days Ø volume 250 days (pcs.)	9.84 EUR (5)
YTD High date	10.67 EUR (2024/02/13)
YTD Low date	9.00 EUR (2024/03/11)
52 Weeks High date	11.28 EUR (2023/07/25)
52 Weeks Low date	8.84 EUR (2023/10/26)

Arbitrage views

Exchange ⊕	Date	Time	Price	Trading volume (mio.)	Number of trades
Tradegate	2024/04/30	22:26	10.30 EUR	0.01	7
Stuttgart	2024/04/30	15:37	10.33 EUR	0.00	7
Nasdaq Stockholm	2024/04/30	12:59	122.50 SEK	52.33	1,285
Munich	2024/04/30	08:03	10.37 EUR	0.00	2
London Stock	2024/02/	17:49	104.70 SEK	0.14	1

Exchange	26					
Frankfurt	2024/04/ 30	15:08	10.30	EUR	0.00	3
FINRA other OTC Issues	2024/04/ 25	15:30	9.59	USD	0.01	1
Duesseldorf	2024/04/ 30	19:30	10.26	EUR	0.00	7
Berlin	2024/04/ 30	21:43	10.32	EUR	0.00	18

Company profile

Company Logo



Company Profile

-

Contact Details

BETSSON AB

--

Telefon: -

Fax: -

E-mail: -