

# NRC GROUP ASA

ISIN:

NO0003679102

WKN: -

## Overview

2022/08/09 11:55:27

Price

1.97 EUR

Difference  -0.10% (-0.00)

### General attributes

ISIN	NO0003679102
Symbol	NRC
Exchange	Berlin
Currency	EUR
Sector	Other
Security type	Stock
Market cap (m)	142 EUR
Benchmark	NORWAY OSLO BORS ALL SHARE(TRG)

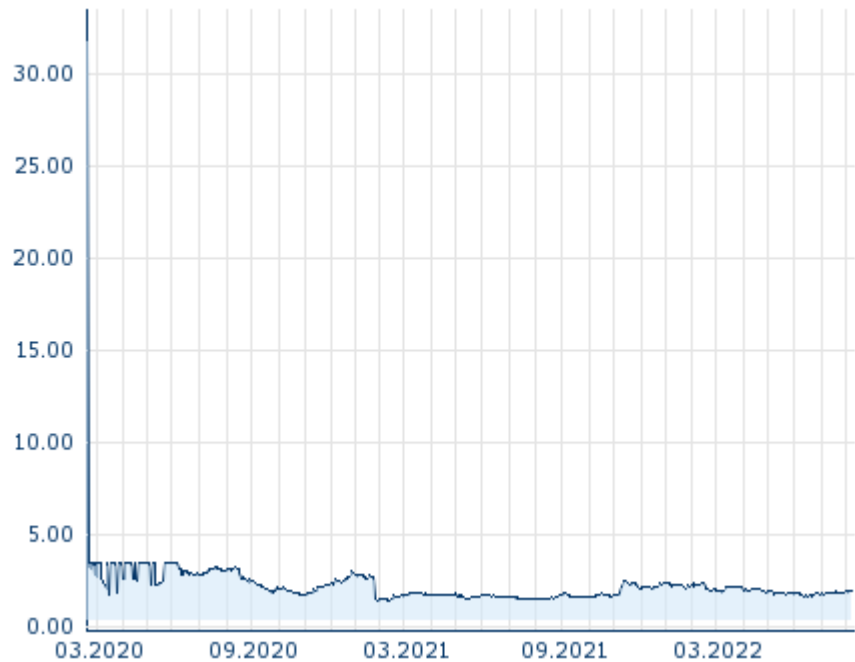
### Market data

Bid (Bid size)	1.88 EUR (3,990)
Ask (Ask size)	2.055 EUR (3,650)
Open	1.972 EUR
High	1.972 EUR
Low	1.96 EUR
Close (prev. day)	1.972 EUR
VWAP	-
Volume (pcs)	0
Trading volume	0.00
Number of trades	5
Last size	0

### Futures and Options

Related Futures	-
Related Options	-




5y



Information about previous performance does not guarantee future performance.

Source: FactSet

### Recent research

on sector			
Date		Headline	Download
2022/08/08		Global Equity Ratings	
2022/08/08		Aktienempfehlungen Global	
2022/08/08		Aktienempfehlungen Österreich	
2022/08/05		Equity Weekly	
2022/07/29		Equity Weekly	

## Details

2022/08/09 11:55:27

Price  
1.97 EURDifference  -0.10% (-0.00)

## General attributes

ISIN	NO0003679102
Symbol	NRC
Exchange	Berlin
Currency	EUR
Sector	Other
Security type	Stock
Market cap (m)	142 EUR
Benchmark	NORWAY OSLO BORS ALL SHARE(TRG)

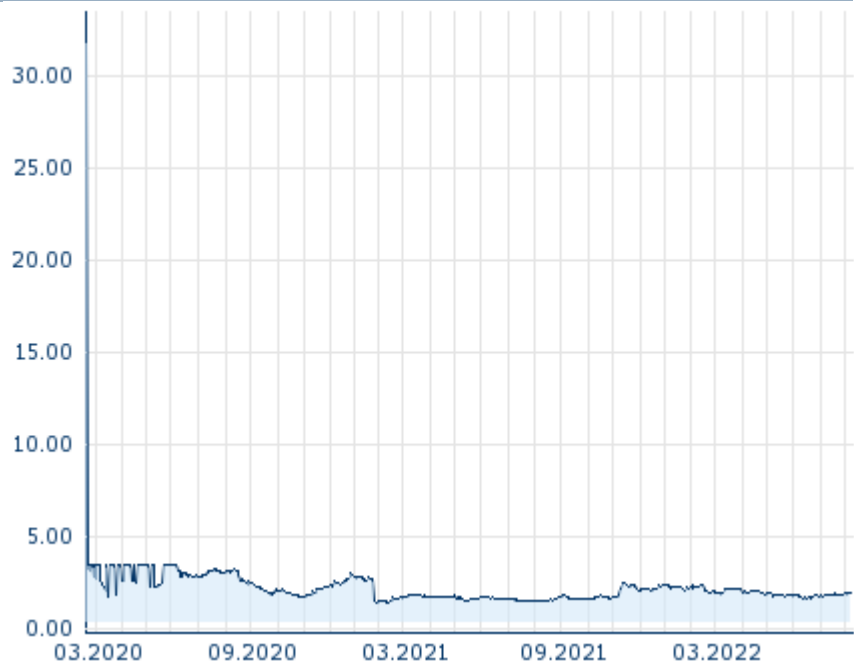
## Market data

Bid (Bid size)	1.88 EUR (3,990)
Ask (Ask size)	2.055 EUR (3,650)
Open	1.972 EUR
High	1.972 EUR
Low	1.96 EUR
Close (prev. day)	1.972 EUR
VWAP	-
Volume (pcs)	0
Trading volume	0.00
Number of trades	5
Last size	0

## Performance and Risk

	6m	1y	3y
Perf (%)	-14.45%	+24.81%	-
Perf (abs.)	-0.33	+0.39	-
Beta	-	-	-
Volatility	46.13	48.58	193.01

5y



Information about previous performance does not guarantee future performance.  
Source: FactSet

## Price data

Ø price 5 days   Ø volume 5 days (pcs.)	1.95 EUR (0)
Ø price 30 days   Ø volume 30 days (pcs.)	1.88 EUR (0)
Ø price 100 days   Ø volume 100 days (pcs.)	1.91 EUR (0)
Ø price 250 days   Ø volume 250 days (pcs.)	1.98 EUR (0)
YTD High   date	2.50 EUR (2022/02/15)
YTD Low   date	1.63 EUR (2022/06/16)
52 Weeks High   date	2.56 EUR (2021/11/12)
52 Weeks Low   date	1.47 EUR (2021/08/17)

## Arbitrage views

Exchange 	Date	Time	Price	Trading volume (mio.)	Number of trades
Stuttgart	2022/08/09	10:38	1.918 EUR	0.00	5
London Stock Exchange	2021/01/22	10:58	18.9697 NOK	0.02	1
Frankfurt	2022/08/09	08:17	1.944 EUR	0.00	1
First North Stockholm	2022/08/05	15:28	19.16 NOK	0.00	2
FINRA other OTC	2019/08/	17:23	6.7585 USD	0.01	1

Issues	13					
Berlin	2022/08/09	11:55	1.97 EUR	0.00		5

## Company profile

### Company Logo

<https://>

### Company Profile

-

### Contact Details

NRC GROUP

--

----

Telefon: -

Fax: -

E-mail: -