

## MUSTI GROUP OYJ

ISIN: **FI4000410758** WKN: -

## Overview

2024/10/18 18:00:00

Price

24.85 EUR

Difference  -1.39% (-0.35)

## General attributes

ISIN	FI4000410758
Symbol	MUSTI
Exchange	Nasdaq Helsinki
Currency	EUR
Sector	Commerce
Security type	Stock
Market cap (m)	830 EUR
Benchmark	OMX HELSINKI 25

## Market data

Bid (Bid size)	24.75 EUR (27)
Ask (Ask size)	24.90 EUR (14)
Open	24.75 EUR
High	25.10 EUR
Low	24.65 EUR
Close (prev. day)	25.20 EUR
VWAP	24.7788 EUR
Volume (pcs)	1,599
Trading volume	39,621.25
Number of trades	57
Last size	-

## Futures and Options











Related Futures	0
Related Options	-

5y



Information about previous performance does not guarantee future performance.  
Source: FactSet

## Recent research

on sector	on market		
Date		Headline	Download
2024/09/27		Global Equity Ratings	
2024/09/27		Aktienempfehlungen Global	
2024/09/11		Global Equity Ratings	
2024/09/11		Aktienempfehlungen Global	
2024/09/05		Global Equity Ratings	

## Details

2024/10/18 18:00:00

## Price

24.85 EUR

Difference ▼ -1.39% (-0.35)

## General attributes

ISIN	FI4000410758
Symbol	MUSTI
Exchange	Nasdaq Helsinki
Currency	EUR
Sector	Commerce
Security type	Stock
Market cap (m)	830 EUR
Benchmark	OMX HELSINKI 25

## Market data

Bid (Bid size)	24.75 EUR (27)
Ask (Ask size)	24.90 EUR (14)
Open	24.75 EUR
High	25.10 EUR
Low	24.65 EUR
Close (prev. day)	25.20 EUR
VWAP	24.7788 EUR
Volume (pcs)	1,599
Trading volume	39,621.25
Number of trades	57
Last size	-

## Performance and Risk

	6m	1y	3y
Perf (%)	+3.76%	+29.09%	-23.63%
Perf (abs.)	+0.90	+5.60	-7.69
Beta	0.01	0.33	0.95
Volatility	33.44	43.88	40.83

5y



Information about previous performance does not guarantee future performance.  
Source: FactSet

## Price data

Ø price 5 days   Ø volume 5 days (pcs.)	24.96 EUR (945)
Ø price 30 days   Ø volume 30 days (pcs.)	25.80 EUR (4,341)
Ø price 100 days   Ø volume 100 days (pcs.)	25.71 EUR (3,980)
Ø price 250 days   Ø volume 250 days (pcs.)	24.96 EUR (156,897)
YTD High   date	27.25 EUR (2024/09/25)
YTD Low   date	22.30 EUR (2024/03/15)
52 Weeks High   date	27.25 EUR (2024/09/25)
52 Weeks Low   date	16.20 EUR (2023/11/07)

## Arbitrage views

Exchange <span>⊕</span>	Date	Time	Price	Trading volume (mio.)	Number of trades
Stuttgart	2024/10/18	13:25	24.65 EUR	0.00	7
Nasdaq Helsinki	2024/10/18	18:00	24.85 EUR	0.04	57
Munich	2024/10/18	08:05	24.95 EUR	0.00	1
London Stock Exchange European Trade Reporting	2024/10/18	17:25	29.33 EUR	0.00	1
Frankfurt	2024/10/18	08:11	24.75 EUR	0.00	2

	10/18						
Duesseldorf	2024/ 10/18	08:12	24.70	EUR	0.00		3

## Company profile

### Company Logo



### Contact Details

MUSTI GROUP OYJ

--

Maekitorpantie 3 - 00620 Helsinki

Telefon: +

Fax: +

E-mail: -

### Company Profile

-

#### Members of Management Board

Karl David Rönnerberg Chairman of Managing Board

Daniel Petterson Member of Executive Committee

Ellinor Persdotter Nilsson Member of Executive Committee

Erik Ringen Skjærstad Member of Executive Committee

Malin Nygren Member of Executive Committee

Martin Svedholm Member of Executive Committee

Nanna Martin-Löf Member of Executive Committee

Pamela Nelimarkka Member of Executive Committee

Panu Markus Hannula Member of Executive Committee

Sami Tanner Member of Executive Committee

Toni Rannikko Member of Executive Committee

#### Board of directors

Jeffrey David Chairman of Supervisory Board

Anna Ingrid Carina Jonasson Blank Member of Supervisory Board

Ilkka Einari Laurila Member of Supervisory Board

Inka Aura Ilona Mero Member of Supervisory Board

Johan Dettel Member of Supervisory Board