

MUSTI GROUP OYJ

ISIN: **FI4000410758** WKN: -

Overview

2024/04/19 17:29:59

Price

23.50 EUR

Difference  -1.88% (-0.45)

General attributes

ISIN	FI4000410758
Symbol	MUSTI
Exchange	Nasdaq Helsinki
Currency	EUR
Sector	Commerce
Security type	Stock
Market cap (m)	785 EUR
Benchmark	OMX HELSINKI 25

Market data

Bid (Bid size)	23.75 EUR (46)
Ask (Ask size)	23.90 EUR (139)
Open	24.00 EUR
High	24.30 EUR
Low	23.45 EUR
Close (prev. day)	23.95 EUR
VWAP	23.568098 EUR
Volume (pcs)	24,249
Trading volume	570,139.80
Number of trades	176
Last size	2

Futures and Options











Related Futures	0
Related Options	-

5y



Information about previous performance does not guarantee future performance.
Source: FactSet

Recent research

on sector		on market	
Date		Headline	Download
2024/04/03		Global Equity Ratings	
2024/04/03		Aktienempfehlungen Global	
2024/03/13		Global Equity Ratings	
2024/03/13		Aktienempfehlungen Global	
2024/02/22		Aktienempfehlungen Global	

Details

2024/04/19 17:29:59

Price

23.50 EUR

Difference ▼ -1.88% (-0.45)

General attributes

ISIN	FI4000410758
Symbol	MUSTI
Exchange	Nasdaq Helsinki
Currency	EUR
Sector	Commerce
Security type	Stock
Market cap (m)	785 EUR
Benchmark	OMX HELSINKI 25

Market data

Bid (Bid size)	23.75 EUR (46)
Ask (Ask size)	23.90 EUR (139)
Open	24.00 EUR
High	24.30 EUR
Low	23.45 EUR
Close (prev. day)	23.95 EUR
VWAP	23.568098 EUR
Volume (pcs)	24,249
Trading volume	570,139.80
Number of trades	176
Last size	2

Performance and Risk

	6m	1y	3y
Perf (%)	+20.51%	+32.25%	-26.97%
Perf (abs.)	+4.00	+5.73	-8.68
Beta	0.70	0.65	1.05
Volatility	52.74	42.67	42.28

5y



Information about previous performance does not guarantee future performance.
Source: FactSet

Price data

Ø price 5 days Ø volume 5 days (pcs.)	24.63 EUR (16,067)
Ø price 30 days Ø volume 30 days (pcs.)	24.48 EUR (362,221)
Ø price 100 days Ø volume 100 days (pcs.)	25.51 EUR (363,540)
Ø price 250 days Ø volume 250 days (pcs.)	21.32 EUR (173,249)
YTD High date	26.46 EUR (2024/01/12)
YTD Low date	22.30 EUR (2024/03/15)
52 Weeks High date	26.86 EUR (2023/11/29)
52 Weeks Low date	16.20 EUR (2023/11/07)

Arbitrage views

Exchange ⊕	Date	Time	Price	Trading volume (mio.)	Number of trades
Stuttgart	2024/04/19	14:05	23.60 EUR	0.00	4
Nasdaq Helsinki	2024/04/19	17:29	23.50 EUR	0.57	176
Munich	2024/04/19	08:14	24.50 EUR	0.00	2
London Stock Exchange European Trade Reporting	2024/04/19	17:25	29.33 EUR	0.00	1
Frankfurt	2024/04/19	08:05	24.15 EUR	0.00	2

	04/19						
Duesseldorf	2024/ 04/19	08:12	24.10	EUR	0.00		3

Company profile

Company Logo



Contact Details

MUSTI GROUP OYJ

--

Maekitorpantie 3 - 00620 Helsinki

Telefon: +

Fax: +

E-mail: -

Company Profile

-

Members of Management Board

Karl David Rönnerberg Chairman of Managing Board

Daniel Petterson Member of Executive Committee

Ellinor Persdotter Nilsson Member of Executive Committee

Erik Ringen Skjærstad Member of Executive Committee

Malin Nygren Member of Executive Committee

Martin Svedholm Member of Executive Committee

Nanna Martin-Löf Member of Executive Committee

Pamela Nelimarkka Member of Executive Committee

Panu Markus Hannula Member of Executive Committee

Sami Tanner Member of Executive Committee

Toni Rannikko Member of Executive Committee

Board of directors

Jeffrey David Chairman of Supervisory Board

Anna Ingrid Carina Jonasson Blank Member of Supervisory Board

Ilkka Einari Laurila Member of Supervisory Board

Inka Aura Ilona Mero Member of Supervisory Board

Johan Dettel Member of Supervisory Board