

## MUSTI GROUP OYJ

ISIN: **FI4000410758**

WKN: -

## Overview

2022/09/30 08:05:27

Price  
17.37 EURDifference  -2.20% (-0.39)

## General attributes

ISIN	FI4000410758
Symbol	MUSTI
Exchange	Frankfurt
Currency	EUR
Sector	Commerce
Security type	Stock
Market cap (m)	593 EUR
Benchmark	OMX HELSINKI 25

## Market data

Bid (Bid size)	-
Ask (Ask size)	-
Open	17.37 EUR
High	17.37 EUR
Low	17.37 EUR
Close (prev. day)	17.76 EUR
VWAP	20.18 EUR
Volume (pcs)	0
Trading volume	0.00
Number of trades	1
Last size	0

## Futures and Options











Related Futures	-
Related Options	119

5y



Information about previous performance does not guarantee future performance.  
Source: FactSet

## Recent research

on sector		on market	
Date		Headline	Download
2022/09/26		Global Equity Ratings	
2022/09/26		Aktienempfehlungen Global	
2022/09/01		Global Equity Ratings	
2022/09/01		Aktienempfehlungen Global	
2022/08/25		Global Equity Ratings	

## Details

2022/09/30 08:05:27

## Price

17.37 EUR

Difference  -2.20% (-0.39)

## General attributes

ISIN	F14000410758
Symbol	MUSTI
Exchange	Frankfurt
Currency	EUR
Sector	Commerce
Security type	Stock
Market cap (m)	593 EUR
Benchmark	OMX HELSINKI 25

## Market data

Bid (Bid size)	-
Ask (Ask size)	-
Open	17.37 EUR
High	17.37 EUR
Low	17.37 EUR
Close (prev. day)	17.76 EUR
VWAP	20.18 EUR
Volume (pcs)	0
Trading volume	0.00
Number of trades	1
Last size	0

## Performance and Risk

	6m	1y	3y
Perf (%)	-29.85%	-42.22%	-
Perf (abs.)	-7.39	-12.69	-
Beta	1.15	1.18	0.92
Volatility	47.72	47.31	45.39

5y



Information about previous performance does not guarantee future performance.  
Source: FactSet

## Price data

Ø price 5 days   Ø volume 5 days (pcs.)	17.42 EUR (0)
Ø price 30 days   Ø volume 30 days (pcs.)	18.53 EUR (0)
Ø price 100 days   Ø volume 100 days (pcs.)	18.32 EUR (0)
Ø price 250 days   Ø volume 250 days (pcs.)	23.60 EUR (9)
YTD High   date	32.16 EUR (2022/01/03)
YTD Low   date	15.19 EUR (2022/06/17)
52 Weeks High   date	36.50 EUR (2021/11/09)
52 Weeks Low   date	15.19 EUR (2022/06/17)

## Arbitrage views

Exchange 	Date	Time	Price	Trading volume (mio.)	Number of trades
Nasdaq Helsinki	2022/09/30	17:29	17.82 EUR	0.50	412
Munich	2022/09/30	08:03	17.75 EUR	0.00	1
London Stock Exchange European Trade Reporting	2022/09/30	17:25	29.33 EUR	0.00	1
Frankfurt	2022/09/30	08:05	17.37 EUR	0.00	1

## Company profile

### Company Logo



### Contact Details

MUSTI GROUP OYJ

--

Mäkitorpantie 3B - 00620 Helsinki

Telefon: -

Fax: -

E-mail: -

### Company Profile

-

#### Members of Management Board

Karl David Rönnerberg Chairman of Managing Board

Daniel Petterson Member of Executive Committee

Ellinor Persdotter Nilsson Member of Executive Committee

Erik Ringen Skjærstad Member of Executive Committee

Essi Nikitin Member of Executive Committee

Malin Nygren Member of Executive Committee

Nanna Martin-Löf Member of Executive Committee

Pamela Nelimarkka Member of Executive Committee

Sami Tanner Member of Executive Committee

Toni Rannikko Member of Executive Committee

#### Board of directors

Jeffrey David Chairman of Supervisory Board

Anna Ingrid Carina Jonasson Blank Member of Supervisory Board

Ilkka Einari Laurila Member of Supervisory Board

Juho Frilander Member of Supervisory Board