

VEIDEKKE AS

ISIN: NO0005806802

WKN: -

Overview

2024/07/12 11:29:33

Price
10.04 EURDifference  1.01% (0.10)

General attributes

ISIN	NO0005806802
Symbol	VEI
Exchange	Frankfurt
Currency	EUR
Sector	Construction
Security type	Stock
Market cap (m)	1,374 EUR
Benchmark	NORWAY OSLO BORS ALL SHARE(TRG)

Market data

Bid (Bid size)	-
Ask (Ask size)	-
Open	10.02 EUR
High	10.04 EUR
Low	10.02 EUR
Close (prev. day)	9.94 EUR
VWAP	10.24 EUR
Volume (pcs)	0
Trading volume	0.00
Number of trades	3
Last size	0

Futures and Options

Related Futures	-
Related Options	-




5y



Information about previous performance does not guarantee future performance.
Source: FactSet

Recent research

on sector

Date		Headline	Download
2024/07/12		Global Equity Ratings	
2024/07/12		Aktienempfehlungen Global	
2024/07/09		Aktienempfehlungen Österreich	
2024/07/05		Equity Weekly	
2024/06/24		Aktienempfehlungen Österreich	

Details

2024/07/12 11:29:33

Price

10.04 EUR

Difference ▲ 1.01% (0.10)

General attributes

ISIN	NO0005806802
Symbol	VEI
Exchange	Frankfurt
Currency	EUR
Sector	Construction
Security type	Stock
Market cap (m)	1,374 EUR
Benchmark	NORWAY OSLO BORS ALL SHARE(TRG)

Market data

Bid (Bid size)	-
Ask (Ask size)	-
Open	10.02 EUR
High	10.04 EUR
Low	10.02 EUR
Close (prev. day)	9.94 EUR
VWAP	10.24 EUR
Volume (pcs)	0
Trading volume	0.00
Number of trades	3
Last size	0

Performance and Risk

	6m	1y	3y
Perf (%)	+17.29%	+1.93%	-8.39%
Perf (abs.)	+1.48	+0.19	-0.92
Beta	0.26	0.51	0.46
Volatility	30.24	27.08	29.26

5y



Information about previous performance does not guarantee future performance.
Source: FactSet

Price data

Ø price 5 days Ø volume 5 days (pcs.)	9.97 EUR (0)
Ø price 30 days Ø volume 30 days (pcs.)	9.88 EUR (7)
Ø price 100 days Ø volume 100 days (pcs.)	9.74 EUR (14)
Ø price 250 days Ø volume 250 days (pcs.)	9.11 EUR (35)
YTD High date	10.28 EUR (2024/03/14)
YTD Low date	8.05 EUR (2024/01/16)
52 Weeks High date	10.28 EUR (2024/03/14)
52 Weeks Low date	7.66 EUR (2023/10/24)

All listings for VEIDEKKE AS

Exchange ⊕	Date	Time	Price	Trading volume (mio.)	Number of trades
Stuttgart	2024/07/12	15:22	9.98 EUR	0.00	10
Munich	2024/07/12	08:03	10.12 EUR	0.00	1
London Stock Exchange European Trade Reporting	2024/07/12	16:20	118.10 NOK	0.00	2
Frankfurt	2024/07/12	11:29	10.04 EUR	0.00	3
First North Stockholm	2024/	18:00	121.00 NOK	0.01	1

	07/11					
Duesseldorf	2024/ 07/12	08:12	9.99 EUR	0.00		3
Berlin	2024/ 07/12	21:43	10.14 EUR	0.00		19

Company profile

Company Logo

Contact Details

VEIDEKKE

--

Telefon: -

Fax: -

E-mail: -

Company Profile

-