

EQT AB

ISIN: SE0012853455

WKN: -

Overview

2024/07/26 19:31:55

Price

28.12 EUR

Difference  -0.11% (-0.03)

General attributes

ISIN	SE0012853455
Symbol	EQT
Exchange	Duesseldorf
Currency	EUR
Sector	Financial
Security type	Stock
Market cap (m)	35,085 EUR
Benchmark	OMX STOCKHOLM 30 INDEX

Market data

Bid (Bid size)	-
Ask (Ask size)	-
Open	28.14 EUR
High	28.23 EUR
Low	27.97 EUR
Close (prev. day)	28.15 EUR
VWAP	-
Volume (pcs)	0
Trading volume	0.00
Number of trades	7
Last size	0

Futures and Options

Related Futures	40
Related Options	-










5y



Information about previous performance does not guarantee future performance.

Source: FactSet

Recent research

on sector			
Date		Headline	Download
2024/07/24		Global Equity Ratings	
2024/07/24		Aktienempfehlungen Global	
2024/07/19		Equity Weekly	
2024/07/15		Aktienempfehlungen Global	
2024/07/12		Global Equity Ratings	

Details

2024/07/26 19:31:55

Price

28.12 EUR

Difference ▼ -0.11% (-0.03)

General attributes

ISIN	SE0012853455
Symbol	EQT
Exchange	Duesseldorf
Currency	EUR
Sector	Financial
Security type	Stock
Market cap (m)	35,085 EUR
Benchmark	OMX STOCKHOLM 30 INDEX

Market data

Bid (Bid size)	-
Ask (Ask size)	-
Open	28.14 EUR
High	28.23 EUR
Low	27.97 EUR
Close (prev. day)	28.15 EUR
VWAP	-
Volume (pcs)	0
Trading volume	0.00
Number of trades	7
Last size	0

Performance and Risk

	6m	1y	3y
Perf (%)	+14.40%	+31.52%	-34.91%
Perf (abs.)	+3.54	+6.74	-15.08
Beta	1.47	1.61	1.82
Volatility	33.25	37.24	48.92

5y



Information about previous performance does not guarantee future performance.
Source: FactSet

Price data

Ø price 5 days Ø volume 5 days (pcs.)	28.42 EUR (0)
Ø price 30 days Ø volume 30 days (pcs.)	28.24 EUR (0)
Ø price 100 days Ø volume 100 days (pcs.)	28.15 EUR (0)
Ø price 250 days Ø volume 250 days (pcs.)	23.95 EUR (1)
YTD High date	30.59 EUR (2024/03/21)
YTD Low date	22.30 EUR (2024/01/18)
52 Weeks High date	30.59 EUR (2024/03/21)
52 Weeks Low date	16.29 EUR (2023/10/26)

Arbitrage views

Exchange ⊕	Date	Time	Price	Trading volume (mio.)	Number of trades
Tradegate	2024/07/26	22:26	28.28 EUR	0.00	4
Stuttgart	2024/07/26	13:56	28.15 EUR	0.00	9
Nasdaq Stockholm	2024/07/26	18:00	331.00 SEK	164.31	2,329
Munich	2024/07/26	08:00	28.16 EUR	0.00	2
London Stock Exchange	2024/	17:25	330.40 SEK	0.00	2

European Trade Reporting	07/26					
Hanover	2024/ 07/26	08:10	28.23 EUR	0.00		3
Hamburg	2024/ 07/26	08:01	28.16 EUR	0.00		3
Frankfurt	2024/ 07/26	08:03	28.06 EUR	0.00		2
FINRA other OTC Issues	2024/ 07/22	19:56	30.85 USD	0.03		2
Duesseldorf	2024/ 07/26	19:31	28.12 EUR	0.00		7
Berlin	2024/ 07/26	21:43	28.21 EUR	0.00		17

Company profile

Company Logo



Company Profile

-

Contact Details

EQT AB

--

Telefon: -

Fax: -

E-mail: -