

EVOLUTION AB

ISIN: SE0012673267

WKN: -

Overview

2024/04/30 19:30:04

Price

101.65 EUR

Difference  -1.74% (-1.80)

General attributes

ISIN	SE0012673267
Symbol	EVO
Exchange	Duesseldorf
Currency	EUR
Sector	Media / Entertainment / Recreation
Security type	Stock
Market cap (m)	22,772 EUR
Benchmark	OMX STOCKHOLM 30 INDEX

Market data

Bid (Bid size)	-
Ask (Ask size)	-
Open	104.75 EUR
High	104.75 EUR
Low	101.05 EUR
Close (prev. day)	103.45 EUR
VWAP	-
Volume (pcs)	0
Trading volume	0.00
Number of trades	6
Last size	0

Futures and Options

Related Futures	40
Related Options	-

5y







Information about previous performance does not guarantee future performance.

Source: FactSet

Recent research

on sector

Date		Headline	Download
2024/04/29		Aktienempfehlungen Österreich	
2024/04/26		Global Equity Ratings	
2024/04/26		Aktienempfehlungen Global	
2024/04/15		Aktienempfehlungen Österreich	
2024/04/03		Global Equity Ratings	

Details

2024/04/30 19:30:04

Price

101.65 EUR

Difference ▼ -1.74% (-1.80)

General attributes

ISIN	SE0012673267
Symbol	EVO
Exchange	Duesseldorf
Currency	EUR
Sector	Media / Entertainment / Recreation
Security type	Stock
Market cap (m)	22,772 EUR
Benchmark	OMX STOCKHOLM 30 INDEX

Market data

Bid (Bid size)	-
Ask (Ask size)	-
Open	104.75 EUR
High	104.75 EUR
Low	101.05 EUR
Close (prev. day)	103.45 EUR
VWAP	-
Volume (pcs)	0
Trading volume	0.00
Number of trades	6
Last size	0

Performance and Risk

	6m	1y	3y
Perf (%)	+20.78%	-15.09%	-38.24%
Perf (abs.)	+17.49	-18.07	-62.93
Beta	1.16	1.27	1.39
Volatility	30.77	29.72	45.18

5y



Information about previous performance does not guarantee future performance.
Source: FactSet

Price data

Ø price 5 days Ø volume 5 days (pcs.)	105.03 EUR (0)
Ø price 30 days Ø volume 30 days (pcs.)	111.64 EUR (1)
Ø price 100 days Ø volume 100 days (pcs.)	110.64 EUR (1)
Ø price 250 days Ø volume 250 days (pcs.)	106.45 EUR (1)
YTD High date	122.32 EUR (2024/03/13)
YTD Low date	99.81 EUR (2024/01/17)
52 Weeks High date	126.08 EUR (2023/06/02)
52 Weeks Low date	81.54 EUR (2023/10/27)

Arbitrage views

Exchange <input type="checkbox"/>	Date	Time	Price	Trading volume (mio.)	Number of trades
Tradegate	2024/04/30	22:26	102.45 EUR	0.29	68
Stuttgart	2024/04/30	21:42	102.20 EUR	0.00	8
Nasdaq Stockholm	2024/04/30	12:59	1,232.00 SEK	338.00	4,161
Munich	2024/04/30	17:25	102.40 EUR	0.02	3

London Stock Exchange European Trade Reporting	2024/ 05/01	17:25	1,234.75 SEK	0.00	1
Frankfurt	2024/ 04/30	16:08	105.00 EUR	0.03	13
FINRA other OTC Issues	2024/ 05/01	17:25	111.71 USD	0.02	2
Duesseldorf	2024/ 04/30	19:30	101.65 EUR	0.00	6
Berlin	2024/ 04/30	21:43	102.70 EUR	0.00	18

Company profile

Company Logo



Company Profile

-

Contact Details

EVOLUTION

--

Telefon: -

Fax: -

E-mail: -