

## SOLUTIONS 30 SE

ISIN: **FR0013379484** WKN: -

## Overview

2024/07/26 08:10:55

Price

1.509 EUR

Difference  -1.89% (-0.03)

## General attributes

ISIN	FR0013379484
Symbol	S30
Exchange	Duesseldorf
Currency	EUR
Sector	IT-Technology
Security type	Stock
Market cap (m)	170 EUR
Benchmark	CAC 40 INDEX

## Market data

Bid (Bid size)	-
Ask (Ask size)	-
Open	1.509 EUR
High	1.509 EUR
Low	1.509 EUR
Close (prev. day)	1.538 EUR
VWAP	-
Volume (pcs)	0
Trading volume	0.00
Number of trades	3
Last size	0

## Futures and Options











Related Futures	-
Related Options	-

5y



Information about previous performance does not guarantee future performance.  
Source: FactSet

## Recent research

on sector		on market	
Date		Headline	Download
2024/07/26		Equity Weekly	
2024/07/24		Global Equity Ratings	
2024/07/24		Aktienempfehlungen Global	
2024/07/15		Aktienempfehlungen Global	
2024/07/12		Global Equity Ratings	

## Details

2024/07/26 08:10:55

## Price

1.509 EUR

Difference ▼ -1.89% (-0.03)

## General attributes

ISIN	FR0013379484
Symbol	S30
Exchange	Duesseldorf
Currency	EUR
Sector	IT-Technology
Security type	Stock
Market cap (m)	170 EUR
Benchmark	CAC 40 INDEX

## Market data

Bid (Bid size)	-
Ask (Ask size)	-
Open	1.509 EUR
High	1.509 EUR
Low	1.509 EUR
Close (prev. day)	1.538 EUR
VWAP	-
Volume (pcs)	0
Trading volume	0.00
Number of trades	3
Last size	0

## Performance and Risk

	6m	1y	3y
Perf (%)	-42.97%	-52.70%	-79.31%
Perf (abs.)	-1.14	-1.68	-5.78
Beta	1.98	1.84	1.50
Volatility	55.66	54.20	58.90

5y



Information about previous performance does not guarantee future performance.  
Source: FactSet

## Price data

Ø price 5 days   Ø volume 5 days (pcs.)	1.611 EUR (0)
Ø price 30 days   Ø volume 30 days (pcs.)	1.587 EUR (0)
Ø price 100 days   Ø volume 100 days (pcs.)	1.873 EUR (10)
Ø price 250 days   Ø volume 250 days (pcs.)	2.124 EUR (4)
YTD High   date	2.744 EUR (2024/01/25)
YTD Low   date	1.434 EUR (2024/07/01)
52 Weeks High   date	3.276 EUR (2023/07/27)
52 Weeks Low   date	1.434 EUR (2024/07/01)

## Arbitrage views

Exchange <span>⊕</span>	Date	Time	Price	Trading volume (mio.)	Number of trades
Tradegate	2024/07/26	22:26	1.594 EUR	0.01	1
Stuttgart	2024/07/26	15:08	1.563 EUR	0.00	10
Munich	2024/07/26	08:19	1.512 EUR	0.00	1
London Stock Exchange European Trade Reporting	2024/07/26	17:30	10.31 EUR	0.00	1
Frankfurt	2024/07/26	08:09	1.502 EUR	0.00	2

	07/26					
FINRA other OTC Issues	2024/ 05/23	15:30	2.84 USD	0.00		1
Euronext Paris	2024/ 07/26	17:35	1.589 EUR	0.91		680
Euronext Milan MTF Trading After Hours	-	-	-	0.00		-
Duesseldorf	2024/ 07/26	08:10	1.509 EUR	0.00		3
Berlin	2024/ 07/26	21:50	1.589 EUR	0.00		17

## Company profile

### Company Logo

**Solutions30**

Solutions for New Technologies

### Company Profile

-

### Contact Details

SOLUTIONS 30

--

----

Telefon: -

Fax: -

E-mail: -