

## ANAPTYSBIO INC

ISIN: **US0327241065** WKN: **032724106**

## Overview

2024/09/13 19:30:04

Price

36.20 EUR

Difference  9.04% (3.00)

## General attributes

ISIN US0327241065

Symbol ANAB

Exchange Duesseldorf

Currency EUR

Sector Chemical / Pharmaceutical / Health

Security type Stock

Market cap (m) 1,099 EUR

Benchmark S&amp;P 500

## Market data

Bid (Bid size) -

Ask (Ask size) -

Open 34.00 EUR

High 36.20 EUR

Low 34.00 EUR

Close (prev. day) 33.20 EUR

VWAP -

Volume (pcs) 0

Trading volume 0.00

Number of trades 6

Last size 0

## Futures and Options

Related Futures -

Related Options -







5y



Information about previous performance does not guarantee future performance.

Source: FactSet

## Recent research

on sector		on market	
Date		Headline	Download
2024/09/13		Equity Weekly	
2024/09/11		Global Equity Ratings	
2024/09/11		Aktienempfehlungen Global	
2024/09/09		Aktienempfehlungen Österreich	
2024/09/05		Global Equity Ratings	

## Details

2024/09/13 19:30:04

## Price

36.20 EUR

Difference ▲ 9.04% (3.00)

## General attributes

ISIN	US0327241065
Symbol	ANAB
Exchange	Duesseldorf
Currency	EUR
Sector	Chemical / Pharmaceutical / Health
Security type	Stock
Market cap (m)	1,099 EUR
Benchmark	S&P 500

## Market data

Bid (Bid size)	-
Ask (Ask size)	-
Open	34.00 EUR
High	36.20 EUR
Low	34.00 EUR
Close (prev. day)	33.20 EUR
VWAP	-
Volume (pcs)	0
Trading volume	0.00
Number of trades	6
Last size	0

## Performance and Risk

	6m	1y	3y
Perf (%)	+57.39%	+100.00%	+66.06%
Perf (abs.)	+13.20	+18.10	+14.40
Beta	-	-	-
Volatility	64.96	59.35	55.63

5y



Information about previous performance does not guarantee future performance.  
Source: FactSet

## Price data

Ø price 5 days   Ø volume 5 days (pcs.)	32.88 EUR (0)
Ø price 30 days   Ø volume 30 days (pcs.)	32.03 EUR (0)
Ø price 100 days   Ø volume 100 days (pcs.)	26.74 EUR (0)
Ø price 250 days   Ø volume 250 days (pcs.)	21.87 EUR (0)
YTD High   date	36.20 EUR (2024/09/13)
YTD Low   date	17.20 EUR (2024/04/25)
52 Weeks High   date	36.20 EUR (2024/09/13)
52 Weeks Low   date	12.10 EUR (2023/11/28)

## All listings for ANAPTYSBIO INC

Exchange <span>📍</span>	Date	Time	Price	Trading volume (mio.)	Number of trades
Tradegate	2024/09/13	22:26	36.40 EUR	0.01	1
Stuttgart	2024/09/13	20:07	36.20 EUR	0.00	6
Nasdaq	2024/09/13	22:00	40.33 USD	23.33	9,831
Munich	2024/09/13	08:03	34.20 EUR	0.00	2
London Stock	2020/12/	16:40	24.2192 USD	0.00	1

Exchange	07					
Frankfurt	2024/09/ 13	21:55	36.40 EUR	0.00		10
Duesseldorf	2024/09/ 13	19:30	36.20 EUR	0.00		6

## Company profile

### Company Logo



### Company Profile

-

### Contact Details

ANAPTYSBIO

--

----

Telefon: -

Fax: -

E-mail: -