

2U INC.

ISIN: US90214J2006

WKN: 90214J200

Overview

2024/06/13 19:30:23

Price
0.1899 EURDifference  -8.61% (-0.02)

General attributes

ISIN	US90214J2006
Symbol	TWOUQ
Exchange	Duesseldorf
Currency	EUR
Sector	Consumer Products
Security type	Stock
Market cap (m)	1 EUR
Benchmark	S&P 500

Market data

Bid (Bid size)	-
Ask (Ask size)	-
Open	0.1965 EUR
High	0.1974 EUR
Low	0.1899 EUR
Close (prev. day)	0.2078 EUR
VWAP	-
Volume (pcs)	10
Trading volume	1.93
Number of trades	6
Last size	0

Futures and Options









Related Futures	-
Related Options	-

5y



Information about previous performance does not guarantee future performance.
Source: FactSet

Recent research

on sector		on market	
Date		Headline	Download
2024/09/11		Global Equity Ratings	
2024/09/11		Aktienempfehlungen Global	
2024/09/09		Aktienempfehlungen Österreich	
2024/09/05		Global Equity Ratings	
2024/09/05		Aktienempfehlungen Global	

Details

2024/06/13 19:30:23

Price

0.1899 EUR

Difference ▼ -8.61% (-0.02)

General attributes

ISIN	US90214J2006
Symbol	TWOUQ
Exchange	Duesseldorf
Currency	EUR
Sector	Consumer Products
Security type	Stock
Market cap (m)	1 EUR
Benchmark	S&P 500

Market data

Bid (Bid size)	-
Ask (Ask size)	-
Open	0.1965 EUR
High	0.1974 EUR
Low	0.1899 EUR
Close (prev. day)	0.2078 EUR
VWAP	-
Volume (pcs)	10
Trading volume	1.93
Number of trades	6
Last size	0

Performance and Risk

	6m	1y	3y
Perf (%)	-79.27%	-95.15%	-99.38%
Perf (abs.)	-21.78	-111.75	-919.20
Beta	-	-	-
Volatility	156.00	157.85	119.11

5y



Information about previous performance does not guarantee future performance.
Source: FactSet

Price data

Ø price 5 days Ø volume 5 days (pcs.)	6.8376 EUR (0)
Ø price 30 days Ø volume 30 days (pcs.)	8.3774 EUR (0)
Ø price 100 days Ø volume 100 days (pcs.)	11.6592 EUR (0)
Ø price 250 days Ø volume 250 days (pcs.)	44.9556 EUR (0)
YTD High date	33.7800 EUR (2024/01/02)
YTD Low date	5.6970 EUR (2024/06/13)
52 Weeks High date	128.1000 EUR (2023/08/01)
52 Weeks Low date	5.6970 EUR (2024/06/13)

All listings for 2U INC.

Exchange	Date	Time	Price	Trading volume (mio.)	Number of trades
Stuttgart	2024/06/13	20:11	5.856 EUR	0.00	4
Munich	2024/06/13	08:05	6.522 EUR	0.00	2
London Stock Exchange	2024/07/11	15:30	4.74 USD	0.00	1
Frankfurt	2024/06/13	15:29	6.027 EUR	0.00	5
FINRA other OTC	2024/09/	21:59	0.27 USD	0.01	85

Issues	13						
Duesseldorf	2024/06/ 13	19:30	0.1899	EUR	0.00		6
Berlin	2024/06/ 13	08:05	5.901	EUR	0.00		3

Company profile

Company Logo



Company Profile

-

Contact Details

2U INC.

--

Harkins Road 7900 20706 Lanham

Telefon: +1 301-892-4350

Fax: -

E-mail: -