

## ENPHASE ENERGY INC.

ISIN: **US29355A1079** WKN: **29355A107**

## Overview

2024/07/26 19:31:27

Price

111.10 EUR

Difference  1.55% (1.70)

## General attributes

ISIN	US29355A1079
Symbol	ENPH
Exchange	Duesseldorf
Currency	EUR
Sector	Utilities
Security type	Stock
Market cap (m)	14,894 EUR
Benchmark	S&P 500

## Market data

Bid (Bid size)	-
Ask (Ask size)	-
Open	109.26 EUR
High	111.10 EUR
Low	108.88 EUR
Close (prev. day)	109.40 EUR
VWAP	-
Volume (pcs)	0
Trading volume	0.00
Number of trades	7
Last size	0

## Futures and Options









Related Futures	-
Related Options	-

5y



Information about previous performance does not guarantee future performance.  
Source: FactSet

## Recent research

on sector		on market	
Date		Headline	Download
2024/07/26		Equity Weekly	
2024/07/24		Global Equity Ratings	
2024/07/24		Aktienempfehlungen Global	
2024/07/15		Aktienempfehlungen Global	
2024/07/12		Global Equity Ratings	

## Details

2024/07/26 19:31:27

## Price

111.10 EUR

Difference ▲ 1.55% (1.70)

## General attributes

ISIN	US29355A1079
Symbol	ENPH
Exchange	Duesseldorf
Currency	EUR
Sector	Utilities
Security type	Stock
Market cap (m)	14,894 EUR
Benchmark	S&P 500

## Market data

Bid (Bid size)	-
Ask (Ask size)	-
Open	109.26 EUR
High	111.10 EUR
Low	108.88 EUR
Close (prev. day)	109.40 EUR
VWAP	-
Volume (pcs)	0
Trading volume	0.00
Number of trades	7
Last size	0

## Performance and Risk

	6m	1y	3y
Perf (%)	+13.89%	-28.53%	-24.87%
Perf (abs.)	+13.55	-44.36	-36.78
Beta	1.32	1.90	1.67
Volatility	64.36	65.36	67.45

5y



Information about previous performance does not guarantee future performance.  
Source: FactSet

## Price data

Ø price 5 days   Ø volume 5 days (pcs.)	103.58 EUR (0)
Ø price 30 days   Ø volume 30 days (pcs.)	99.41 EUR (17)
Ø price 100 days   Ø volume 100 days (pcs.)	106.23 EUR (6)
Ø price 250 days   Ø volume 250 days (pcs.)	106.19 EUR (4)
YTD High   date	126.62 EUR (2024/02/16)
YTD Low   date	87.47 EUR (2024/02/05)
52 Weeks High   date	156.50 EUR (2023/07/27)
52 Weeks Low   date	68.25 EUR (2023/11/02)

## All listings for ENPHASE ENERGY INC.

Exchange <span>⊕</span>	Date	Time	Price	Trading volume (mio.)	Number of trades
Xetra	2024/07/26	17:35	110.54 EUR	0.13	45
Vienna Stock Exchange	2024/07/26	17:32	110.68 EUR	0.00	5
Tradegate	2024/07/26	22:26	109.92 EUR	0.43	67
Stuttgart	2024/07/26	19:36	110.94 EUR	0.01	6
Nasdaq	2024/07/26	22:00	119.34 USD	430.38	58,744

	26						
Munich	2024/07/26	17:48	112.30	EUR	0.00		2
London Stock Exchange	2024/07/18	15:30	113.62	USD	0.01		1
Hanover	2024/07/26	08:01	109.02	EUR	0.00		3
Frankfurt	2024/07/26	11:47	109.78	EUR	0.03		2
Duesseldorf	2024/07/26	19:31	111.10	EUR	0.00		7
Berlin	2024/07/26	08:02	109.02	EUR	0.00		3

## Company profile

### Company Logo



### Contact Details

ENPHASE ENERGY INC.

--

47281 Bayside Parkway - 94538-6517  
Fremont

Telefon: +1-877-774-7000

Fax: +

E-mail: -

### Company Profile

-

### Members of Management Board

Steven Gomo Chairman of Board of Directors

Thurman Rodgers Member of Board of Directors

Benjamin Kortlang Member of Board of Directors

Jamie Haenggi Member of Board of Directors

Joseph Malchow Member of Board of Directors

Richard Mora Member of Board of Directors

Badri Kothandaraman Chairman of Managing Board

Dave Ranhoff Member of Executive Committee

Hans Van Antwerpen Member of Executive Committee

Mandy Yang Member of Executive Committee

Raghu Belur Member of Executive Committee

Sunil Thamaran Member of Executive Committee