

SAS AB

ISIN: SE0003366871

WKN: 7129577

Overview

2024/02/15 08:10:51

Price

0.0012 EUR

Difference



9.09% (0.00)

General attributes

ISIN SE0003366871

Symbol SAS

Exchange Duesseldorf

Currency EUR

Sector Media / Entertainment / Recreation

Security type Stock

Market cap (m) 15 EUR

Benchmark OMX STOCKHOLM 30 INDEX

Market data

Bid (Bid size) -

Ask (Ask size) -

Open 0.0012 EUR

High 0.0012 EUR

Low 0.0012 EUR

Close (prev. day) 0.0011 EUR

VWAP -

Volume (pcs) 0

Trading volume 0.00

Number of trades 1

Last size 0

Futures and Options

Related Futures 0

Related Options -

5y









Information about previous performance does not guarantee future performance.

Source: FactSet

Recent research

on sector

Date	Headline	Download
2024/04/29	 Aktienempfehlungen Österreich	
2024/04/26	 Global Equity Ratings	
2024/04/26	 Aktienempfehlungen Global	
2024/04/15	 Aktienempfehlungen Österreich	
2024/04/03	 Global Equity Ratings	

Details

2024/02/15 08:10:51

Price

0.0012 EUR

Difference ▲ 9.09% (0.00)

General attributes

ISIN	SE0003366871
Symbol	SAS
Exchange	Duesseldorf
Currency	EUR
Sector	Media / Entertainment / Recreation
Security type	Stock
Market cap (m)	15 EUR
Benchmark	OMX STOCKHOLM 30 INDEX

Market data

Bid (Bid size)	-
Ask (Ask size)	-
Open	0.0012 EUR
High	0.0012 EUR
Low	0.0012 EUR
Close (prev. day)	0.0011 EUR
VWAP	-
Volume (pcs)	0
Trading volume	0.00
Number of trades	1
Last size	0

Performance and Risk

	6m	1y	3y
Perf (%)	-96.01%	-96.98%	-99.31%
Perf (abs.)	-0.03	-0.04	-0.17
Beta	0.46	1.04	0.90
Volatility	273.39	205.34	131.17

5y



Information about previous performance does not guarantee future performance.
Source: FactSet

Price data

Ø price 5 days Ø volume 5 days (pcs.)	0.0012 EUR (0)
Ø price 30 days Ø volume 30 days (pcs.)	0.0016 EUR (0)
Ø price 100 days Ø volume 100 days (pcs.)	0.0038 EUR (900)
Ø price 250 days Ø volume 250 days (pcs.)	0.0199 EUR (360)
YTD High date	0.0022 EUR (2024/01/10)
YTD Low date	0.0008 EUR (2024/02/05)
52 Weeks High date	0.0401 EUR (2023/03/24)
52 Weeks Low date	0.0008 EUR (2024/02/05)

Arbitrage views

Exchange ⊕	Date	Time	Price	Trading volume (mio.)	Number of trades
Tradegate	2024/04/30	22:26	0.0022 EUR	0.00	1
Stuttgart	2024/04/30	15:37	0.0017 EUR	0.00	5
Nasdaq Stockholm	2024/04/30	12:59	0.0242 SEK	0.57	437
Nasdaq Copenhagen	2024/05/01	16:59	0.017 DKK	0.34	186
Munich	2024/	08:03	0.0022 EUR	0.00	1

	04/30					
London Stock Exchange European Trade Reporting	2024/ 05/01	17:25	0.0239 SEK	0.00		1
Frankfurt	2024/ 04/30	08:24	0.0017 EUR	0.00		1
First North Stockholm	2024/ 04/29	09:31	0.0202 NOK	0.01		1
FINRA other OTC Issues	2024/ 04/24	18:54	0.0001 USD	0.00		1
Duesseldorf	2024/ 02/15	08:10	0.0012 EUR	0.00		1
Berlin	2024/ 04/30	08:04	0.002 EUR	0.00		2

Company profile

Company Logo



Company Profile

-

Contact Details

SAS AB

--

Frösundaviks Alle 1 195 87 Stockholm

Telefon: +46 8 797 0000

Fax: +46 8 797 5110

E-mail: investor.relations@sas.se