

SHOPIFY INC. CLASS A

ISIN: CA82509L1076 WKN: 82509L107

Overview

2024/06/21 19:30:21

Price
60.14 EURDifference  1.57% (0.93)

General attributes

ISIN	CA82509L1076
Symbol	SHOP
Exchange	Duesseldorf
Currency	EUR
Sector	Software
Security type	Stock
Market cap (m)	73,460 EUR
Benchmark	S&P/TSX 60 INDEX

Market data

Bid (Bid size)	-
Ask (Ask size)	-
Open	59.34 EUR
High	60.14 EUR
Low	59.28 EUR
Close (prev. day)	59.21 EUR
VWAP	-
Volume (pcs)	0
Trading volume	0.00
Number of trades	7
Last size	0

Futures and Options











Related Futures	15
Related Options	-

5y



Information about previous performance does not guarantee future performance.
Source: FactSet

Recent research

on sector	Date	Headline	Download
	2024/06/21	 Equity Weekly	
	2024/06/21	 Global Equity Ratings	
	2024/06/21	 Aktienempfehlungen Global	
	2024/06/14	 Global Equity Ratings	
	2024/06/14	 Aktienempfehlungen Global	

Details

2024/06/21 19:30:21

Price

60.14 EUR

Difference ▲ 1.57% (0.93)

General attributes

ISIN	CA82509L1076
Symbol	SHOP
Exchange	Duesseldorf
Currency	EUR
Sector	Software
Security type	Stock
Market cap (m)	73,460 EUR
Benchmark	S&P/TSX 60 INDEX

Market data

Bid (Bid size)	-
Ask (Ask size)	-
Open	59.34 EUR
High	60.14 EUR
Low	59.28 EUR
Close (prev. day)	59.21 EUR
VWAP	-
Volume (pcs)	0
Trading volume	0.00
Number of trades	7
Last size	0

Performance and Risk

	6m	1y	3y
Perf (%)	-16.84%	+1.04%	-52.13%
Perf (abs.)	-11.99	+0.61	-64.49
Beta	2.31	2.39	2.97
Volatility	50.03	49.98	66.17

5y



Information about previous performance does not guarantee future performance.
Source: FactSet

Price data

Ø price 5 days Ø volume 5 days (pcs.)	60.66 EUR (3)
Ø price 30 days Ø volume 30 days (pcs.)	55.86 EUR (8)
Ø price 100 days Ø volume 100 days (pcs.)	66.07 EUR (17)
Ø price 250 days Ø volume 250 days (pcs.)	61.93 EUR (12)
YTD High date	85.25 EUR (2024/02/12)
YTD Low date	52.35 EUR (2024/05/27)
52 Weeks High date	85.25 EUR (2024/02/12)
52 Weeks Low date	43.32 EUR (2023/10/26)

All listings for SHOPIFY INC. CLASS A

Exchange ⊕	Date	Time	Price	Trading volume (mio.)	Number of trades
Tradegate	2024/06/21	22:26	60.84 EUR	0.31	51
Toronto Stock Exchange	2024/06/21	22:59	89.06 CAD	1,093.90	12,999
Stuttgart	2024/06/21	21:53	60.89 EUR	0.00	7
NYSE	2024/06/21	22:00	65.03 USD	529.13	70,637
Munich	2024/06/21	08:04	60.00 EUR	0.00	1

	21						
London Stock Exchange	2024/06/20	15:52	64.22 USD	0.05			48
Hanover	2024/06/21	08:00	59.42 EUR	0.00			3
Frankfurt	2024/06/21	10:52	59.29 EUR	0.01			3
Duesseldorf	2024/06/21	19:30	60.14 EUR	0.00			7
Berlin	2024/06/21	08:04	59.42 EUR	0.00			3

Company profile

Company Logo



Contact Details

SHOPIFY INC.

--

Telefon: -

Fax: -

E-mail: -

Company Profile

-

Members of Management Board

Tobi Lütke Chairman of Managing Board

Amy Shapero Member of Executive Committee

Harley Finkelstein Member of Executive Committee

Board of directors

Bret Taylor Member of Supervisory Board

Colleen Johnston Member of Supervisory Board

Fidji Simo Member of Supervisory Board

Gail Goodman Member of Supervisory Board

Jeremy Levine Member of Supervisory Board

Robert Ashe Member of Supervisory Board

Toby Shannan Member of Supervisory Board