

VOW ASA

ISIN: NO0010708068

WKN: -

Overview

2024/06/28 08:10:53

Price
0.567 EURDifference  3.85% (0.02)

General attributes

ISIN	NO0010708068
Symbol	VOW
Exchange	Duesseldorf
Currency	EUR
Sector	Utilities
Security type	Stock
Market cap (m)	63 EUR
Benchmark	NORWAY OSLO BORS ALL SHARE(TRG)

Market data

Bid (Bid size)	-
Ask (Ask size)	-
Open	0.567 EUR
High	0.567 EUR
Low	0.567 EUR
Close (prev. day)	0.546 EUR
VWAP	-
Volume (pcs)	0
Trading volume	0.00
Number of trades	3
Last size	0

Futures and Options









Related Futures	-
Related Options	-

5y



Information about previous performance does not guarantee future performance.
Source: FactSet

Recent research

on sector			
Date		Headline	Download
2024/06/24		Aktienempfehlungen Österreich	
2024/06/21		Global Equity Ratings	
2024/06/21		Aktienempfehlungen Global	
2024/06/14		Global Equity Ratings	
2024/06/14		Aktienempfehlungen Global	

Details

2024/06/28 08:10:53

Price

0.567 EUR

Difference ▲ 3.85% (0.02)

General attributes

ISIN	NO0010708068
Symbol	VOW
Exchange	Duesseldorf
Currency	EUR
Sector	Utilities
Security type	Stock
Market cap (m)	63 EUR
Benchmark	NORWAY OSLO BORS ALL SHARE(TRG)

Market data

Bid (Bid size)	-
Ask (Ask size)	-
Open	0.567 EUR
High	0.567 EUR
Low	0.567 EUR
Close (prev. day)	0.546 EUR
VWAP	-
Volume (pcs)	0
Trading volume	0.00
Number of trades	3
Last size	0

Performance and Risk

	6m	1y	3y
Perf (%)	-42.84%	-44.74%	-85.76%
Perf (abs.)	-0.43	-0.46	-3.42
Beta	1.39	1.26	0.98
Volatility	80.67	69.52	63.37

5y



Information about previous performance does not guarantee future performance.
Source: FactSet

Price data

Ø price 5 days Ø volume 5 days (pcs.)	0.530 EUR (0)
Ø price 30 days Ø volume 30 days (pcs.)	0.544 EUR (0)
Ø price 100 days Ø volume 100 days (pcs.)	0.605 EUR (17)
Ø price 250 days Ø volume 250 days (pcs.)	0.914 EUR (36)
YTD High date	1.050 EUR (2024/01/08)
YTD Low date	0.427 EUR (2024/03/27)
52 Weeks High date	1.574 EUR (2023/07/31)
52 Weeks Low date	0.427 EUR (2024/03/27)

Arbitrage views

Exchange ⊕	Date	Time	Price	Trading volume (mio.)	Number of trades
Tradegate	2024/06/28	22:26	0.603 EUR	0.01	2
Stuttgart	2024/06/28	15:36	0.58 EUR	0.00	11
Munich	2024/06/28	08:03	0.55 EUR	0.00	2
London Stock Exchange European Trade Reporting	2024/06/28	16:20	6.85 NOK	0.00	2
Frankfurt	2024/	08:05	0.563 EUR	0.00	2

	06/28					
First North Stockholm	2024/ 05/28	11:37	6.22 NOK	0.01		2
FINRA other OTC Issues	2024/ 06/13	17:50	0.61 USD	0.00		1
Duesseldorf	2024/ 06/28	08:10	0.567 EUR	0.00		3
Berlin	2024/ 06/28	08:03	0.55 EUR	0.00		3

Company profile

Company Logo



Company Profile

-

Contact Details

VOW ASA

--

Telefon: -

Fax: -

E-mail: -