

VOW ASA

ISIN: NO0010708068

WKN: -

Overview

2024/06/25 08:10:52

Price
0.503 EURDifference  -1.76% (-0.01)

General attributes

ISIN	NO0010708068
Symbol	VOW
Exchange	Duesseldorf
Currency	EUR
Sector	Utilities
Security type	Stock
Market cap (m)	59 EUR
Benchmark	NORWAY OSLO BORS ALL SHARE(TRG)

Market data

Bid (Bid size)	0.507 EUR (10,000)
Ask (Ask size)	0.525 EUR (10,000)
Open	0.503 EUR
High	0.503 EUR
Low	0.503 EUR
Close (prev. day)	0.512 EUR
VWAP	-
Volume (pcs)	0
Trading volume	0.00
Number of trades	1
Last size	0

Futures and Options




Related Futures	-
Related Options	-

5y



Information about previous performance does not guarantee future performance.
Source: FactSet

Recent research

on sector			
Date		Headline	Download
2024/06/24		Aktienempfehlungen Österreich	
2024/06/21		Global Equity Ratings	
2024/06/21		Aktienempfehlungen Global	
2024/06/14		Global Equity Ratings	
2024/06/14		Aktienempfehlungen Global	

Details

2024/06/25 08:10:52

Price

0.503 EUR

Difference ▼ -1.76% (-0.01)

General attributes

ISIN	NO0010708068
Symbol	VOW
Exchange	Duesseldorf
Currency	EUR
Sector	Utilities
Security type	Stock
Market cap (m)	59 EUR
Benchmark	NORWAY OSLO BORS ALL SHARE(TRG)

Market data

Bid (Bid size)	0.507 EUR (10,000)
Ask (Ask size)	0.525 EUR (10,000)
Open	0.503 EUR
High	0.503 EUR
Low	0.503 EUR
Close (prev. day)	0.512 EUR
VWAP	-
Volume (pcs)	0
Trading volume	0.00
Number of trades	1
Last size	0

Performance and Risk

	6m	1y	3y
Perf (%)	-48.90%	-47.91%	-87.01%
Perf (abs.)	-0.49	-0.47	-3.43
Beta	1.33	1.26	0.98
Volatility	80.58	70.16	63.36

5y



Information about previous performance does not guarantee future performance.
Source: FactSet

Price data

Ø price 5 days Ø volume 5 days (pcs.)	0.513 EUR (0)
Ø price 30 days Ø volume 30 days (pcs.)	0.547 EUR (0)
Ø price 100 days Ø volume 100 days (pcs.)	0.620 EUR (24)
Ø price 250 days Ø volume 250 days (pcs.)	0.924 EUR (42)
YTD High date	1.050 EUR (2024/01/08)
YTD Low date	0.427 EUR (2024/03/27)
52 Weeks High date	1.574 EUR (2023/07/31)
52 Weeks Low date	0.427 EUR (2024/03/27)

Arbitrage views

Exchange ⊕	Date	Time	Price	Trading volume (mio.)	Number of trades
Tradegate	2024/06/24	22:26	0.511 EUR	0.00	4
Stuttgart	2024/06/25	10:30	0.515 EUR	0.00	3
Munich	2024/06/25	08:08	0.528 EUR	0.00	1
London Stock Exchange European Trade Reporting	2024/06/25	08:59	5.705 NOK	0.00	1
Frankfurt	2024/06/25	08:05	0.505 EUR	0.00	1

	06/25				
First North Stockholm	2024/ 05/28	11:37	6.22 NOK	0.01	2
FINRA other OTC Issues	2024/ 06/13	17:50	0.61 USD	0.00	1
Duesseldorf	2024/ 06/25	08:10	0.503 EUR	0.00	1
Berlin	2024/ 06/25	08:09	0.4975 EUR	0.00	1

Company profile

Company Logo



Company Profile

-

Contact Details

VOW ASA

--

Telefon: -

Fax: -

E-mail: -