

## SIRONA BIOCHEM CORP

ISIN: CA82967M1005 WKN: A0RM6R

## Overview

2024/02/09 09:31:15

Price  
0.0614 EURDifference  8.10% (0.00)

## General attributes

ISIN	CA82967M1005
Symbol	ZSB
Exchange	Duesseldorf
Currency	EUR
Sector	Chemical / Pharmaceutical / Health
Security type	Stock
Market cap (m)	8 EUR
Benchmark	S&P/TSX 60 INDEX

## Market data

Bid (Bid size)	-
Ask (Ask size)	-
Open	0.0584 EUR
High	0.0614 EUR
Low	0.0584 EUR
Close (prev. day)	0.0568 EUR
VWAP	-
Volume (pcs)	0
Trading volume	0.00
Number of trades	2
Last size	0

## Futures and Options

Related Futures	-
Related Options	-







5y



Information about previous performance does not guarantee future performance.  
Source: FactSet

## Recent research

on sector

Date	Headline	Download
2024/07/15	 Aktienempfehlungen Global	
2024/07/12	 Global Equity Ratings	
2024/07/09	 Aktienempfehlungen Österreich	
2024/06/24	 Aktienempfehlungen Österreich	
2024/06/21	 Global Equity Ratings	

## Details

2024/02/09 09:31:15

## Price

0.0614 EUR

Difference ▲ 8.10% (0.00)

## General attributes

ISIN	CA82967M1005
Symbol	ZSB
Exchange	Duesseldorf
Currency	EUR
Sector	Chemical / Pharmaceutical / Health
Security type	Stock
Market cap (m)	8 EUR
Benchmark	S&P/TSX 60 INDEX

## Market data

Bid (Bid size)	-
Ask (Ask size)	-
Open	0.0584 EUR
High	0.0614 EUR
Low	0.0584 EUR
Close (prev. day)	0.0568 EUR
VWAP	-
Volume (pcs)	0
Trading volume	0.00
Number of trades	2
Last size	0

## Performance and Risk

	6m	1y	3y
Perf (%)	-17.91%	-12.41%	-75.83%
Perf (abs.)	-0.01	-0.01	-0.19
Beta	0.61	0.70	0.29
Volatility	88.85	106.79	97.87

5y



Information about previous performance does not guarantee future performance.  
Source: FactSet

## Price data

Ø price 5 days   Ø volume 5 days (pcs.)	0.0598 EUR (0)
Ø price 30 days   Ø volume 30 days (pcs.)	0.0660 EUR (196)
Ø price 100 days   Ø volume 100 days (pcs.)	0.0595 EUR (1,076)
Ø price 250 days   Ø volume 250 days (pcs.)	0.0682 EUR (812)
YTD High   date	0.0852 EUR (2024/01/15)
YTD Low   date	0.0552 EUR (2024/01/31)
52 Weeks High   date	0.1065 EUR (2023/06/08)
52 Weeks Low   date	0.0440 EUR (2023/12/08)

## Arbitrage views

Exchange <span>⊕</span>	Date	Time	Price	Trading volume (mio.)	Number of trades
Tradegate	2024/07/17	09:50	0.029 EUR	0.00	1
TSX Venture Exchange	2024/07/17	16:38	0.045 CAD	0.00	4
Stuttgart	2024/07/17	18:18	0.0235 EUR	0.00	6
Munich	2024/07/17	08:50	0.033 EUR	0.00	1
Frankfurt	2024/07/17	08:02	0.029 EUR	0.00	1

	17					
FINRA other OTC Issues	2024/06/ 13	18:09	0.0378	USD	0.00	2
Duesseldorf	2024/02/ 09	09:31	0.0614	EUR	0.00	2
Berlin	2024/07/ 17	18:46	0.0305	EUR	0.00	17

## Company profile

### Company Logo

#### Contact Details

SIRONA BIOCHEM CORP

--

----

Telefon: -

Fax: -

E-mail: -

### Company Profile

-