


AMARIN CORP PLC ADR

ISIN: US0231112063 WKN: 023111206

Overview

2024/05/17 19:31:38		
Price	0.82 EUR	
Difference		-2.38% (-0.02)

General attributes	
ISIN	US0231112063
Symbol	AMRN
Exchange	Duesseldorf
Currency	EUR
Sector	Chemical / Pharmaceutical / Health
Security type	Stock
Market cap (m)	0
Benchmark	MSCI WORLD INDEX (STRD, UHD)




Market data	
Bid (Bid size)	-
Ask (Ask size)	-
Open	0.82 EUR
High	0.83 EUR
Low	0.82 EUR
Close (prev. day)	0.84 EUR
VWAP	-
Volume (pcs)	0
Trading volume	0.00
Number of trades	7
Last size	0

Futures and Options	
Related Futures	-
Related Options	-




Information about previous performance does not guarantee future performance.
Source: FactSet

Recent research

on sector		on market	
Date		Headline	Download
2024/05/17		Equity Weekly	
2024/05/13		Aktienempfehlungen Österreich	
2024/05/10		Equity Weekly	
2024/04/29		Aktienempfehlungen Österreich	
2024/04/26		Global Equity Ratings	

Details

2024/05/17 19:31:38		
Price	0.82 EUR	
Difference		-2.38% (-0.02)

General attributes	
ISIN	US0231112063
Symbol	AMRN
Exchange	Duesseldorf
Currency	EUR
Sector	Chemical / Pharmaceutical / Health
Security type	Stock
Market cap (m)	0
Benchmark	MSCI WORLD INDEX (STRD, UHD)

Market data	
Bid (Bid size)	-
Ask (Ask size)	-
Open	0.82 EUR
High	0.83 EUR
Low	0.82 EUR
Close (prev. day)	0.84 EUR
VWAP	-
Volume (pcs)	0
Trading volume	0.00
Number of trades	7
Last size	0

Performance and Risk			
	6m	1y	3y
Perf (%)	+13.89%	-29.91%	-76.64%
Perf (abs.)	+0.10	-0.35	-2.69
Beta	2.31	1.80	1.48
Volatility	75.73	69.68	78.33



Information about previous performance does not guarantee future performance.
Source: FactSet

Price data	
Ø price 5 days Ø volume 5 days (pcs.)	0.84 EUR (0)
Ø price 30 days Ø volume 30 days (pcs.)	0.86 EUR (67)
Ø price 100 days Ø volume 100 days (pcs.)	0.93 EUR (48)
Ø price 250 days Ø volume 250 days (pcs.)	0.90 EUR (25)
YTD High date	1.27 EUR (2024/02/29)
YTD Low date	0.76 EUR (2024/03/18)
52 Weeks High date	1.27 EUR (2024/02/29)
52 Weeks Low date	0.61 EUR (2023/11/03)

Arbitrage views						
Exchange 	Date	Time	Price	Trading volume (mio.)	Number of trades	
Tradegate	2024/05/17	22:02	0.805 EUR	0.00	1	
Stuttgart	2024/05/17	21:59	0.795 EUR	0.00	7	
Nasdaq	2024/05/17	22:00	0.87 USD	0.87	2,775	
Munich	2024/05/17	08:00	0.82 EUR	0.00	2	
Frankfurt	2024/05/17	09:16	0.77 EUR	0.00	2	
Duesseldorf	2024/05/17	19:31	0.82 EUR	0.00	7	
Berlin	2024/05/17	08:08	0.82 EUR	0.00	2	

Company profile

Company Logo



Company Profile

-

Contact Details

AMARIN CORP. PLC

- -

First Floor, Block 3, The Oval Shelbourne
Road, Ballsbridge - 4 Dublin

Telefon: +353 (0)1 6699 020

Fax: +353 (0)1 6699 028

E-mail: -