

YASKAWA ELECTRIC CORP

ISIN: JP3932000007 WKN: 6506

Overview

2024/07/26 19:31:08

Price
30.56 EURDifference  2.79% (0.83)

General attributes

ISIN	JP3932000007
Symbol	6506
Exchange	Duesseldorf
Currency	EUR
Sector	Technology
Security type	Stock
Market cap (m)	8,198 EUR
Benchmark	NIKKEI 225

Market data

Bid (Bid size)	-
Ask (Ask size)	-
Open	30.41 EUR
High	30.56 EUR
Low	29.51 EUR
Close (prev. day)	29.73 EUR
VWAP	-
Volume (pcs)	0
Trading volume	0.00
Number of trades	7
Last size	0

Futures and Options











Related Futures	-
Related Options	-

5y



Information about previous performance does not guarantee future performance.
Source: FactSet

Recent research

on sector		on market	
Date		Headline	Download
2024/07/26		Equity Weekly	
2024/07/24		Global Equity Ratings	
2024/07/24		Aktienempfehlungen Global	
2024/07/15		Aktienempfehlungen Global	
2024/07/12		Global Equity Ratings	

Details

2024/07/26 19:31:08

Price

30.56 EUR

Difference ▲ 2.79% (0.83)

General attributes

ISIN	JP3932000007
Symbol	6506
Exchange	Duesseldorf
Currency	EUR
Sector	Technology
Security type	Stock
Market cap (m)	8,198 EUR
Benchmark	NIKKEI 225

Market data

Bid (Bid size)	-
Ask (Ask size)	-
Open	30.41 EUR
High	30.56 EUR
Low	29.51 EUR
Close (prev. day)	29.73 EUR
VWAP	-
Volume (pcs)	0
Trading volume	0.00
Number of trades	7
Last size	0

Performance and Risk

	6m	1y	3y
Perf (%)	-14.45%	-23.14%	-24.23%
Perf (abs.)	-5.16	-9.20	-9.77
Beta	1.02	1.18	1.22
Volatility	33.58	31.47	32.63

5y



Information about previous performance does not guarantee future performance.
Source: FactSet

Price data

Ø price 5 days Ø volume 5 days (pcs.)	30.35 EUR (0)
Ø price 30 days Ø volume 30 days (pcs.)	32.63 EUR (0)
Ø price 100 days Ø volume 100 days (pcs.)	35.98 EUR (0)
Ø price 250 days Ø volume 250 days (pcs.)	35.21 EUR (2)
YTD High date	41.42 EUR (2024/03/07)
YTD Low date	29.23 EUR (2024/07/25)
52 Weeks High date	41.42 EUR (2024/03/07)
52 Weeks Low date	29.23 EUR (2024/07/25)

All listings for YASKAWA ELECTRIC CORP

Exchange ⊕	Date	Time	Price	Trading volume (mio.)	Number of trades
Tradegate	2024/07/26	22:26	31.03 EUR	0.03	5
Tokyo Stock Exchange	2024/07/26	08:00	5,126.00 JPY	69.89	3,993
Stuttgart	2024/07/26	08:15	30.51 EUR	0.00	3
Munich	2024/07/26	08:04	30.45 EUR	0.00	2
Hanover	2024/07/26	08:01	30.42 EUR	0.00	3

	26					
Fukuoka Stock Exchange	2024/07/24	02:00	5,250.00 JPY	0.01		1
Frankfurt	2024/07/26	15:29	30.04 EUR	0.00		5
FINRA other OTC Issues	2024/06/10	18:18	37.21 USD	0.02		6
Duesseldorf	2024/07/26	19:31	30.56 EUR	0.00		7
Berlin	2024/07/26	21:05	30.90 EUR	0.00		7

Company profile

Company Logo

The logo for YASKAWA, consisting of the word "YASKAWA" in a bold, blue, sans-serif font.

Company Profile

-

Contact Details

YASKAWA ELECTRIC

--

Telefon: -

Fax: -

E-mail: -