


VIVORYON THERAPEUTICS AG

ISIN: NL00150002Q7      WKN: -

Overview

2024/04/30 08:11:09		
Price	0.757 EUR	
Difference		-5.26% (-0.04)

General attributes	
ISIN	NL00150002Q7
Symbol	VVY
Exchange	Duesseldorf
Currency	EUR
Sector	Chemical / Pharmaceutical / Health
Security type	Stock
Market cap (m)	17 EUR
Benchmark	GERMANY DAX



Market data	
Bid (Bid size)	-
Ask (Ask size)	-
Open	0.757 EUR
High	0.757 EUR
Low	0.757 EUR
Close (prev. day)	0.799 EUR
VWAP	-
Volume (pcs)	0
Trading volume	0.00
Number of trades	3
Last size	0

Futures and Options	
Related Futures	-
Related Options	-



Information about previous performance does not guarantee future performance.  
Source: FactSet

Recent research

on sector		on market	
Date		Headline	Download
2024/04/29		Aktienempfehlungen Österreich	
2024/04/26		Global Equity Ratings	
2024/04/26		Aktienempfehlungen Global	
2024/04/15		Aktienempfehlungen Österreich	
2024/04/03		Global Equity Ratings	

Details

2024/04/30 08:11:09	
Price	0.757 EUR
Difference	<div><div></div><div>-5.26% (-0.04)</div></div>

General attributes	
ISIN	NL00150002Q7
Symbol	VVY
Exchange	Duesseldorf
Currency	EUR
Sector	Chemical / Pharmaceutical / Health
Security type	Stock
Market cap (m)	17 EUR
Benchmark	GERMANY DAX

Market data	
Bid (Bid size)	-
Ask (Ask size)	-
Open	0.757 EUR
High	0.757 EUR
Low	0.757 EUR
Close (prev. day)	0.799 EUR
VWAP	-
Volume (pcs)	0
Trading volume	0.00
Number of trades	3
Last size	0

Performance and Risk			
	6m	1y	3y
Perf (%)	-90.07%	-94.36%	-94.80%
Perf (abs.)	-6.86	-12.66	-13.81
Beta	3.41	1.99	1.22
Volatility	350.52	249.94	152.16



Information about previous performance does not guarantee future performance.  
Source: FactSet

Price data	
Ø price 5 days   Ø volume 5 days (pcs.)	0.807 EUR (118)
Ø price 30 days   Ø volume 30 days (pcs.)	0.562 EUR (181)
Ø price 100 days   Ø volume 100 days (pcs.)	5.252 EUR (355)
Ø price 250 days   Ø volume 250 days (pcs.)	9.030 EUR (153)
YTD High   date	9.860 EUR (2024/02/16)
YTD Low   date	0.411 EUR (2024/04/18)
52 Weeks High   date	19.420 EUR (2023/05/09)
52 Weeks Low   date	0.411 EUR (2024/04/18)

All listings for VIVORYON THERAPEUTICS AG					
Exchange	Date	Time	Price	Trading volume (mio.)	Number of trades
Tradegate	2024/04/30	22:26	0.662 EUR	0.12	69
Stuttgart	2024/04/30	16:08	0.648 EUR	0.00	8
Munich	2024/04/30	08:03	0.781 EUR	0.00	2
London Stock Exchange	2024/02/02	16:10	8.313 EUR	0.02	1
Frankfurt	2024/04/	15:18	0.649 EUR	0.00	1

	30					
Euronext Amsterdam	2024/04/30	17:35	0.648	EUR	0.51	488
Duesseldorf	2024/04/30	08:11	0.757	EUR	0.00	3
Berlin	2024/04/30	21:50	0.662	EUR	0.00	16

## Company profile

### Company Logo



### Contact Details

VIVORYON THERAPEUTICS NV

--

Weinbergweg 22 - 06120 Halle

Telefon: +49-345-555-99-00

Fax: +

E-mail: [info@vivoryon.com](mailto:info@vivoryon.com)

### Company Profile

-

#### Members of Management Board

Frank Weber	Chairman of Managing Board
-------------	----------------------------

Michael Schaeffer	Member of Executive Committee
-------------------	-------------------------------

Anne Doering	Member of Executive Committee
--------------	-------------------------------

Florian Schmid	Member of Executive Committee
----------------	-------------------------------

#### Board of directors

Erich Maximilian Platzer	Chairman of Supervisory Board
--------------------------	-------------------------------

Claudia Riedl	Member of Supervisory Board
---------------	-----------------------------

Michael Schaeffer	Member of Supervisory Board
-------------------	-----------------------------

Samir Shah	Member of Supervisory Board
------------	-----------------------------

Anne Doering	Member of Supervisory Board
--------------	-----------------------------

Charlotte Lohmann	Member of Supervisory Board
-------------------	-----------------------------