

COLRUYT GROUP N.V.

ISIN: **BE0974256852** WKN: **971269**

Overview

2024/04/03 17:31:01

Price

44.70 USD

Difference  6.49% (2.73)

General attributes

ISIN	BE0974256852
Symbol	COLR
Exchange	FINRA other OTC Issues
Currency	USD
Sector	Commerce
Security type	Stock
Market cap (m)	5,062 EUR
Benchmark	BEL 20 INDEX

Market data

Bid (Bid size)	-
Ask (Ask size)	-
Open	44.70 USD
High	44.70 USD
Low	44.70 USD
Close (prev. day)	41.975 USD
VWAP	44.70 USD
Volume (pcs)	100
Trading volume	4,470.00
Number of trades	1
Last size	100

Futures and Options

Related Futures	49
Related Options	-











5y



Information about previous performance does not guarantee future performance.

Source: FactSet

Recent research

on sector		on market	
Date		Headline	Download
2024/04/26		Global Equity Ratings	
2024/04/26		Aktienempfehlungen Global	
2024/04/03		Global Equity Ratings	
2024/04/03		Aktienempfehlungen Global	
2024/03/13		Global Equity Ratings	

Details

2024/04/03 17:31:01

Price

44.70 USD

Difference ▲ 6.49% (2.73)

General attributes

ISIN	BE0974256852
Symbol	COLR
Exchange	FINRA other OTC Issues
Currency	USD
Sector	Commerce
Security type	Stock
Market cap (m)	5,062 EUR
Benchmark	BEL 20 INDEX

Market data

Bid (Bid size)	-
Ask (Ask size)	-
Open	44.70 USD
High	44.70 USD
Low	44.70 USD
Close (prev. day)	41.975 USD
VWAP	44.70 USD
Volume (pcs)	100
Trading volume	4,470.00
Number of trades	1
Last size	100

Performance and Risk

	6m	1y	3y
Perf (%)	+5.24%	+69.51%	-23.73%
Perf (abs.)	+2.23	+18.33	-13.91
Beta	0.03	0.13	0.44
Volatility	55.04	246.25	99.71

5y



Information about previous performance does not guarantee future performance.
Source: FactSet

Price data

Ø price 5 days Ø volume 5 days (pcs.)	- USD (-)
Ø price 30 days Ø volume 30 days (pcs.)	44.70 USD (12)
Ø price 100 days Ø volume 100 days (pcs.)	43.42 USD (14)
Ø price 250 days Ø volume 250 days (pcs.)	40.13 USD (6)
YTD High date	44.70 USD (2024/04/03)
YTD Low date	41.98 USD (2024/02/14)
52 Weeks High date	45.00 USD (2023/12/28)
52 Weeks Low date	26.02 USD (2023/05/02)

Arbitrage views

Exchange 📍	Date	Time	Price	Trading volume (mio.)	Number of trades
Vienna Stock Exchange	2024/05/06	09:05	42.84 EUR	0.00	3
Tradegate	2024/05/06	15:11	42.04 EUR	0.05	9
Stuttgart	2024/05/06	13:25	42.28 EUR	0.00	2
London Stock Exchange European Trade Reporting	2024/05/03	17:30	43.47 EUR	0.00	2
Hanover	2024/05/06	08:02	43.12 EUR	0.00	1

	05/06						
Frankfurt	2024/ 05/06	09:45	42.80	EUR	0.01		2
FINRA other OTC Issues	2024/ 04/03	17:31	44.70	USD	0.00		1
Euronext Brussels	2024/ 05/06	17:35	42.38	EUR	4.82		1,821
Duesseldorf	2024/ 05/06	08:10	42.98	EUR	0.00		1
Berlin	2024/ 05/06	08:02	43.12	EUR	0.00		1

Company profile

Company Logo



Contact Details

COLRUYT GROUP NV

--

Edingensesteenweg 196 - 1500 Halle

Telefon: +32-2-363-55-45

Fax: +

E-mail: contact@colruytgroup.com

Company Profile

-

Members of Management Board

Jef Colruyt	Chairman of Managing Board
Bart De Schutter	Member of Executive Committee
Christophe Dehandschutter	Member of Executive Committee
Jo Willemyns	Member of Executive Committee
Johan Vermeire	Member of Executive Committee
Koen Baetens	Member of Executive Committee
Liesbeth Sabbe	Member of Executive Committee
Peter Vanbellingen	Member of Executive Committee
Stefaan Vandamme	Member of Executive Committee
Stefan Goethaert	Member of Executive Committee

Board of directors

Jef Colruyt	Chairman of Supervisory Board
Dirk JS Van den Berghen	Member of Supervisory Board
Anton Dries Colpaert	Member of Supervisory Board
Astrid de Lathauwer	Member of Supervisory Board
Chantal de Vrieze	Member of Supervisory Board
Frans Colruyt	Member of Supervisory Board
Hilde Cerstelotte	Member of Supervisory Board
Rika Coppens	Member of Supervisory Board
Wim Colruyt	Member of Supervisory Board