

ADITXT INC COM USD0.001(POST SPLIT)

ISIN: **US0070256047** WKN: **007025604**

Overview

2024/08/09 22:00:00

Price
1.23 USDDifference  -1.60% (-0.02)

General attributes

ISIN	US0070256047
Symbol	ADTX
Exchange	Nasdaq
Currency	USD
Sector	-
Security type	Stock
Market cap (m)	3 EUR
Benchmark	S&P 500

Market data

Bid (Bid size)	1.17 USD (500)
Ask (Ask size)	1.19 USD (400)
Open	1.18 USD
High	1.32 USD
Low	1.17 USD
Close (prev. day)	1.25 USD
VWAP	1.244832 USD
Volume (pcs)	1,331,427
Trading volume	1,657,004.10
Number of trades	6,797
Last size	-

Futures and Options







Related Futures	-
Related Options	-

5y



Information about previous performance does not guarantee future performance.
Source: FactSet

Recent research

on market		
Date	Headline	Download
2024/07/26	 Equity Weekly	
2024/07/24	 Global Equity Ratings	
2024/07/24	 Aktienempfehlungen Global	
2024/07/22	 Märkte preisen Trump noch nicht ein	
2024/07/15	 Aktienempfehlungen Global	

Details

2024/08/09 22:00:00

Price

1.23 USD

Difference ▼ -1.60% (-0.02)

General attributes

ISIN	US0070256047
Symbol	ADTX
Exchange	Nasdaq
Currency	USD
Sector	-
Security type	Stock
Market cap (m)	3 EUR
Benchmark	S&P 500

Market data

Bid (Bid size)	1.17 USD (500)
Ask (Ask size)	1.19 USD (400)
Open	1.18 USD
High	1.32 USD
Low	1.17 USD
Close (prev. day)	1.25 USD
VWAP	1.244832 USD
Volume (pcs)	1,331,427
Trading volume	1,657,004.10
Number of trades	6,797
Last size	-

Performance and Risk

	6m	1y	3y
Perf (%)	-66.21%	-91.51%	-99.97%
Perf (abs.)	-2.41	-13.25	-4,338.77
Beta	0.32	0.52	0.87
Volatility	112.06	225.90	181.30

5y



Information about previous performance does not guarantee future performance.
Source: FactSet

Price data

Ø price 5 days Ø volume 5 days (pcs.)	1.13 USD (22,411,283)
Ø price 30 days Ø volume 30 days (pcs.)	1.43 USD (4,961,322)
Ø price 100 days Ø volume 100 days (pcs.)	2.05 USD (1,698,245)
Ø price 250 days Ø volume 250 days (pcs.)	5.84 USD (1,090,584)
YTD High date	6.34 USD (2024/01/11)
YTD Low date	0.89 USD (2024/08/05)
52 Weeks High date	68.08 USD (2023/08/31)
52 Weeks Low date	0.89 USD (2024/08/05)

All listings for ADITXT INC COM USD0.001(POST SPLIT)

Exchange	Date	Time	Price	Trading volume (mio.)	Number of trades
Nasdaq	2024/08/09	22:00	1.23 USD	1.66	6,797

Company profile

Company Logo

Contact Details

ADITX THERAPEUTICS INC.

--

Telefon: -

Fax: -

E-mail: -

Company Profile

-