

## ARJO AB SER'B'NPV

ISIN: SE0010468116 WKN: -

## Overview

2024/07/26 21:43:08

Price

3.542 EUR

Difference  -0.45% (-0.02)

## General attributes

ISIN SE0010468116

Symbol ARJO B

Exchange Berlin

Currency EUR

Sector Chemical / Pharmaceutical / Health

Security type Stock

Market cap (m) 898 EUR

Benchmark OMX STOCKHOLM 30 INDEX

## Market data

Bid (Bid size) -

Ask (Ask size) -

Open 3.552 EUR

High 3.556 EUR

Low 3.534 EUR

Close (prev. day) 3.558 EUR

VWAP -

Volume (pcs) 0

Trading volume 0.00

Number of trades 17

Last size 0

## Futures and Options

Related Futures -

Related Options -

5y






Information about previous performance does not guarantee future performance.

Source: FactSet

## Recent research

on sector

Date		Headline	Download
2024/07/24		Global Equity Ratings	
2024/07/24		Aktienempfehlungen Global	
2024/07/15		Aktienempfehlungen Global	
2024/07/12		Global Equity Ratings	
2024/07/09		Aktienempfehlungen Österreich	

## Details

2024/07/26 21:43:08

### Price

3.542 EUR

 Difference ▼ -0.45% (-0.02)

### General attributes

ISIN	SE0010468116
Symbol	ARJO B
Exchange	Berlin
Currency	EUR
Sector	Chemical / Pharmaceutical / Health
Security type	Stock
Market cap (m)	898 EUR
Benchmark	OMX STOCKHOLM 30 INDEX

### Market data

Bid (Bid size)	-
Ask (Ask size)	-
Open	3.552 EUR
High	3.556 EUR
Low	3.534 EUR
Close (prev. day)	3.558 EUR
VWAP	-
Volume (pcs)	0
Trading volume	0.00
Number of trades	17
Last size	0

### Performance and Risk

	6m	1y	3y
Perf (%)	-8.76%	-13.19%	-63.03%
Perf (abs.)	-0.34	-0.54	-6.04
Beta	0.44	0.87	0.95
Volatility	31.82	32.19	41.48

5y



Information about previous performance does not guarantee future performance.  
Source: FactSet

### Price data

Ø price 5 days   Ø volume 5 days (pcs.)	3.566 EUR (0)
Ø price 30 days   Ø volume 30 days (pcs.)	3.663 EUR (0)
Ø price 100 days   Ø volume 100 days (pcs.)	4.042 EUR (0)
Ø price 250 days   Ø volume 250 days (pcs.)	3.804 EUR (27)
YTD High   date	4.774 EUR (2024/02/26)
YTD Low   date	3.422 EUR (2024/01/03)
52 Weeks High   date	4.774 EUR (2024/02/26)
52 Weeks Low   date	2.914 EUR (2023/10/26)

### Arbitrage views

Exchange <input type="checkbox"/>	Date	Time	Price	Trading volume (mio.)	Number of trades
Tradegate	2024/07/26	22:02	3.548 EUR	0.00	1
Stuttgart	2024/07/26	13:56	3.53 EUR	0.00	8
Nasdaq Stockholm	2024/07/26	18:00	41.52 SEK	4.79	558
Munich	2024/07/26	08:04	3.596 EUR	0.00	1
London Stock Exchange	2024/	17:25	41.47 SEK	0.00	2

European Trade Reporting	07/26					
Frankfurt	2024/ 07/26	08:03	3.492 EUR	0.00		2
FINRA other OTC Issues	2024/ 03/21	19:16	4.59 USD	0.00		1
Duesseldorf	2024/ 07/26	19:32	3.518 EUR	0.00		7
Berlin	2024/ 07/26	21:43	3.542 EUR	0.00		17

## Company profile

### Company Logo



### Company Profile

-

### Contact Details

ARJO AB

--

----

Telefon: -

Fax: -

E-mail: -