

ARJO AB SER'B'NPV

ISIN: SE0010468116 WKN: -

Overview

2024/04/23 14:13:12

Price
4.182 EURDifference  0.77% (0.03)

General attributes

ISIN	SE0010468116
Symbol	ARJO B
Exchange	Berlin
Currency	EUR
Sector	Chemical / Pharmaceutical / Health
Security type	Stock
Market cap (m)	1,049 EUR
Benchmark	OMX STOCKHOLM 30 INDEX

Market data

Bid (Bid size)	4.046 EUR (8,000)
Ask (Ask size)	4.304 EUR (7,500)
Open	4.15 EUR
High	4.20 EUR
Low	4.114 EUR
Close (prev. day)	4.15 EUR
VWAP	-
Volume (pcs)	0
Trading volume	0.00
Number of trades	9
Last size	0

Futures and Options




Related Futures	-
Related Options	-

5y



Information about previous performance does not guarantee future performance.
Source: FactSet

Recent research

on sector			
Date		Headline	Download
2024/04/15		Aktienempfehlungen Österreich	
2024/04/03		Global Equity Ratings	
2024/04/03		Aktienempfehlungen Global	
2024/04/03		Aktienempfehlungen Österreich	
2024/03/22		Equity Weekly	

Details

2024/04/23 14:13:12

Price

4.182 EUR

 Difference ▲ 0.77% (0.03)

General attributes

ISIN	SE0010468116
Symbol	ARJO B
Exchange	Berlin
Currency	EUR
Sector	Chemical / Pharmaceutical / Health
Security type	Stock
Market cap (m)	1,049 EUR
Benchmark	OMX STOCKHOLM 30 INDEX

Market data

Bid (Bid size)	4.046 EUR (8,000)
Ask (Ask size)	4.304 EUR (7,500)
Open	4.15 EUR
High	4.20 EUR
Low	4.114 EUR
Close (prev. day)	4.15 EUR
VWAP	-
Volume (pcs)	0
Trading volume	0.00
Number of trades	9
Last size	0

Performance and Risk

	6m	1y	3y
Perf (%)	+36.69%	+3.75%	-43.99%
Perf (abs.)	+1.11	+0.15	-3.26
Beta	0.88	0.97	0.91
Volatility	34.77	35.77	42.02

5y



Information about previous performance does not guarantee future performance.
Source: FactSet

Price data

Ø price 5 days Ø volume 5 days (pcs.)	4.233 EUR (0)
Ø price 30 days Ø volume 30 days (pcs.)	4.419 EUR (0)
Ø price 100 days Ø volume 100 days (pcs.)	4.054 EUR (0)
Ø price 250 days Ø volume 250 days (pcs.)	3.770 EUR (31)
YTD High date	4.774 EUR (2024/02/26)
YTD Low date	3.422 EUR (2024/01/03)
52 Weeks High date	4.774 EUR (2024/02/26)
52 Weeks Low date	2.914 EUR (2023/10/26)

Arbitrage views

Exchange	Date	Time	Price	Trading volume (mio.)	Number of trades
Tradegate	2024/04/22	22:26	4.15 EUR	0.04	4
Stuttgart	2024/04/23	13:42	4.178 EUR	0.00	7
Nasdaq Stockholm	2024/04/23	14:24	48.46 SEK	11.33	680
Munich	2024/04/23	08:02	4.088 EUR	0.00	1
London Stock Exchange	2024/	09:00	48.00 SEK	0.00	1

European Trade Reporting	04/23					
Frankfurt	2024/ 04/23	08:02	4.086 EUR	0.00		1
FINRA other OTC Issues	2024/ 03/21	19:16	4.59 USD	0.00		1
Duesseldorf	2024/ 04/23	12:31	4.162 EUR	0.00		3
Berlin	2024/ 04/23	14:13	4.182 EUR	0.00		9

Company profile

Company Logo



Company Profile

-

Contact Details

ARJO AB

--

Telefon: -

Fax: -

E-mail: -