

ARJO AB SER'B'NPV

ISIN: SE0010468116 WKN: -

Overview

2024/04/19 21:43:08

Price
3.972 EURDifference  -1.63% (-0.07)

General attributes

ISIN	SE0010468116
Symbol	ARJO B
Exchange	Berlin
Currency	EUR
Sector	Chemical / Pharmaceutical / Health
Security type	Stock
Market cap (m)	1,010 EUR
Benchmark	OMX STOCKHOLM 30 INDEX

Market data

Bid (Bid size)	-
Ask (Ask size)	-
Open	4.01 EUR
High	4.012 EUR
Low	3.972 EUR
Close (prev. day)	4.038 EUR
VWAP	-
Volume (pcs)	0
Trading volume	0.00
Number of trades	18
Last size	0

Futures and Options

Related Futures	-
Related Options	-




5y



Information about previous performance does not guarantee future performance.
Source: FactSet

Recent research

on sector

Date	Headline	Download
2024/04/15	 Aktienempfehlungen Österreich	
2024/04/03	 Global Equity Ratings	
2024/04/03	 Aktienempfehlungen Global	
2024/04/03	 Aktienempfehlungen Österreich	
2024/03/22	 Equity Weekly	

Details

2024/04/19 21:43:08

Price

3.972 EUR

 Difference ▼ -1.63% (-0.07)

General attributes

ISIN	SE0010468116
Symbol	ARJO B
Exchange	Berlin
Currency	EUR
Sector	Chemical / Pharmaceutical / Health
Security type	Stock
Market cap (m)	1,010 EUR
Benchmark	OMX STOCKHOLM 30 INDEX

Market data

Bid (Bid size)	-
Ask (Ask size)	-
Open	4.01 EUR
High	4.012 EUR
Low	3.972 EUR
Close (prev. day)	4.038 EUR
VWAP	-
Volume (pcs)	0
Trading volume	0.00
Number of trades	18
Last size	0

Performance and Risk

	6m	1y	3y
Perf (%)	+22.29%	+7.06%	-46.29%
Perf (abs.)	+0.72	+0.26	-3.42
Beta	0.92	0.97	0.90
Volatility	34.36	35.82	41.89

5y



Information about previous performance does not guarantee future performance.
Source: FactSet

Price data

Ø price 5 days Ø volume 5 days (pcs.)	4.304 EUR (0)
Ø price 30 days Ø volume 30 days (pcs.)	4.430 EUR (0)
Ø price 100 days Ø volume 100 days (pcs.)	4.044 EUR (0)
Ø price 250 days Ø volume 250 days (pcs.)	3.770 EUR (31)
YTD High date	4.774 EUR (2024/02/26)
YTD Low date	3.422 EUR (2024/01/03)
52 Weeks High date	4.774 EUR (2024/02/26)
52 Weeks Low date	2.914 EUR (2023/10/26)

Arbitrage views

Exchange	Date	Time	Price	Trading volume (mio.)	Number of trades
Tradegate	2024/04/19	22:02	3.978 EUR	0.00	1
Stuttgart	2024/04/19	14:05	3.968 EUR	0.00	9
Nasdaq Stockholm	2024/04/19	17:29	46.40 SEK	40.87	1,593
Munich	2024/04/19	08:14	4.008 EUR	0.00	2
London Stock Exchange	2024/	17:25	46.69 SEK	0.00	1

European Trade Reporting	04/19					
Frankfurt	2024/ 04/19	08:05	3.886 EUR	0.00		2
FINRA other OTC Issues	2024/ 03/21	19:16	4.59 USD	0.00		1
Duesseldorf	2024/ 04/19	19:32	3.956 EUR	0.00		7
Berlin	2024/ 04/19	21:43	3.972 EUR	0.00		18

Company profile

Company Logo



Company Profile

-

Contact Details

ARJO AB

--

Telefon: -

Fax: -

E-mail: -