

REGULUS RESOURCES INC

ISIN: CA75915M1077 WKN: -

Overview

2024/07/26 08:02:41

Price
1.27 EURDifference  0.00% (0.00)

General attributes

ISIN	CA75915M1077
Symbol	REG
Exchange	Munich
Currency	EUR
Sector	Energy / Commodities
Security type	Stock
Market cap (m)	158 EUR
Benchmark	S&P/TSX 60 INDEX

Market data

Bid (Bid size)	-
Ask (Ask size)	-
Open	1.27 EUR
High	1.27 EUR
Low	1.27 EUR
Close (prev. day)	1.27 EUR
VWAP	0.91 EUR
Volume (pcs)	0
Trading volume	0.00
Number of trades	1
Last size	0

Futures and Options










Related Futures	-
Related Options	-

5y



Information about previous performance does not guarantee future performance.
Source: FactSet

Recent research

on sector	Date	Headline	Download
	2024/07/26	 Equity Weekly	
	2024/07/24	 Global Equity Ratings	
	2024/07/24	 Aktienempfehlungen Global	
	2024/07/15	 Aktienempfehlungen Global	
	2024/07/12	 Equity Weekly	

Details

2024/07/26 08:02:41

Price
1.27 EUR

Difference ➔ 0.00% (0.00)

General attributes

ISIN	CA75915M1077
Symbol	REG
Exchange	Munich
Currency	EUR
Sector	Energy / Commodities
Security type	Stock
Market cap (m)	158 EUR
Benchmark	S&P/TSX 60 INDEX

Market data

Bid (Bid size)	-
Ask (Ask size)	-
Open	1.27 EUR
High	1.27 EUR
Low	1.27 EUR
Close (prev. day)	1.27 EUR
VWAP	0.91 EUR
Volume (pcs)	0
Trading volume	0.00
Number of trades	1
Last size	0

Performance and Risk

	6m	1y	3y
Perf (%)	+104.84%	+124.78%	+152.99%
Perf (abs.)	+0.65	+0.71	+0.77
Beta	-0.05	0.18	0.53
Volatility	51.36	54.38	53.59

5y



Information about previous performance does not guarantee future performance.
Source: FactSet

Price data

Ø price 5 days Ø volume 5 days (pcs.)	1.27 EUR (0)
Ø price 30 days Ø volume 30 days (pcs.)	1.33 EUR (0)
Ø price 100 days Ø volume 100 days (pcs.)	1.12 EUR (142)
Ø price 250 days Ø volume 250 days (pcs.)	0.79 EUR (77)
YTD High date	1.59 EUR (2024/06/24)
YTD Low date	0.61 EUR (2024/01/16)
52 Weeks High date	1.59 EUR (2024/06/24)
52 Weeks Low date	0.44 EUR (2023/11/17)

All listings for REGULUS RESOURCES INC

Exchange ⊕	Date	Time	Price	Trading volume (mio.)	Number of trades
Tradegate	2024/07/26	22:02	1.27 EUR	0.00	1
TSX Venture Exchange	2024/07/26	21:59	1.90 CAD	0.00	5
Stuttgart	2024/07/26	14:44	1.25 EUR	0.00	5
Munich	2024/07/26	08:02	1.27 EUR	0.00	1
Frankfurt	2024/07/26	08:10	1.24 EUR	0.00	2

	26					
FINRA other OTC Issues	2024/07/26	19:35	1.3775 USD	0.00		1
Berlin	2024/07/26	20:48	1.26 EUR	0.00		20

Company profile

Company Logo



Company Profile

-

Contact Details

REGULUS RESOURCES INC

--

Telefon: -

Fax: -

E-mail: -